

## Bibliometric Analysis of *Index Translationum*

Anatolij JA. Šajkevič

Volume 37, numéro 1, mars 1992

La traduction en Russie : théorie et pratique / Translation in Russia:  
Theory and Practice

URI : <https://id.erudit.org/iderudit/004017ar>

DOI : <https://doi.org/10.7202/004017ar>

[Aller au sommaire du numéro](#)

Éditeur(s)

Les Presses de l'Université de Montréal

ISSN

0026-0452 (imprimé)

1492-1421 (numérique)

[Découvrir la revue](#)

Citer cet article

Šajkevič, A. J. (1992). Bibliometric Analysis of *Index Translationum*. *Meta*, 37(1), 67–96. <https://doi.org/10.7202/004017ar>

Résumé de l'article

À l'aide de statistiques produites à partir des données de l'*Index Translationum*, on brosse un tableau général du volume, de la dynamique et de la structure de la traduction dans le monde. Sont analysés, entre autres, l'importance de l'activité traductionnelle, les principales langues traduites, les thèmes et les auteurs les plus traduits.

# BIBLIOMETRIC ANALYSIS OF INDEX TRANSLATIONUM

ANATOLIJ JA. ŠAJKEVIČ  
Terminology Laboratory, USSR Translation Center,  
Moscow, USSR

## *Résumé*

À l'aide de statistiques produites à partir des données de l'Index Translationum, on brosse un tableau général du volume, de la dynamique et de la structure de la traduction dans le monde. Sont analysés, entre autres, l'importance de l'activité traductionnelle, les principales langues traduites, les thèmes et les auteurs les plus traduits.

Translated literature is an important component of cultural life of society, and translation processes should be studied not only from the linguistic point of view, but from the point of view of sociology as well. Since 1948 UNESCO has been publishing an international annual bibliography called *Index Translationum*. Some statistical tables, based on *Index Translationum*, are published in UNESCO Statistical Yearbook.

*Index Translationum* is a huge mine of information, however, it has not been the object of a comprehensive analytical study. This paper is an attempt to give a first general impression of the volume, dynamics, and structure of the world output of translated books.<sup>1</sup>

*Index Translationum* is composed of materials presented by national bibliographic organizations of the UNESCO-member-countries. The number of participating countries stabilized by the mid-fifties, therefore the period to be analyzed is from 1955 to 1983 (the last year for which the data were published).

The manner of preparation of *Index Translationum* involves some usual drawbacks of large bibliographies: 1) irregularities, and 2) omissions. The first drawback is overcome by using five-year periods as convenient time limits. The second obstacle was left unchallenged: the immense task of going through national bibliographies seems insurmountable at present.

Our plan is to discuss the general output of translated books, the original languages, the thematic composition and most translated authors.

## GENERAL OUTPUT OF TRANSLATED BOOKS

The data of overall translation activity are given in Table 1. No attempt was made to compensate the omission of some countries in the world total. The only exception is the case of the Netherlands, where the data for 1980-1983 are missing, the data for 1975-1979 were extrapolated to the next period and were included in the world total.

The growth of the volume of publication of translated books seems impressive: in 1958 it amounted to 29,213, in 1978 it reached 57,147, i.e., it almost doubled in twenty years. After 1978 the growth slowed down. However, if we look at the proportion of translated books (PTB) in the whole mass of published books we come to a different conclusion: the world figure of PTB stays stable at some 9% with slight variations, not exceeding 0.7%. The most spectacular figures of growth of translation activity (as in FRG or Spain) usually reflect the general book publication activity.

There are many factors that favour or hinder the amount of translation activity: the size of the country, the linguistic situation, the stage of the cultural development of the nation, the specific traditions and others.

The size of the country (or rather — the size of the reading public) is evidently connected with the translation activity. On the one hand, a small country needs a greater number of translations, so as not to lag behind larger countries. On the other hand, a larger country can create a workforce of translators from various languages, which is not easy for a small country. The relation of PTB and the size of the country is shown in Fig. 1. We see that on the whole the two parameters are inversely related, although the relation is far from linear.

The next factor that should be mentioned is the linguistic situation in the country. The other factors being equal, a multilingual country needs more translations. Indeed, Yugoslavia or Czechoslovakia publish more translated books than unilingual Poland or Hungary.

In most countries of the world the PTB stays at one level throughout the period considered. The only example of ever-growing PTB (from 8% to 14%) is German Democratic Republic. There are a few examples of decline in PTB. In the case of Yugoslavia (from 19% to 12%) and Czechoslovakia (from 20% to 12%) the general decline is due to a sharp fall in internal translations (from one national language of the country to another). An interesting example of lowering PTB is seen in Israel: 1960-1964 39%, 1965-1969 24%, 1970-1974 17%, 1975-1979 14%. Here we observe a certain phase of national cultural development. At a certain stage of the development of a nation it becomes evident that the accumulated cultural values and workforce are not adequate to the task of modernization. The gap between the modern cultural demands and the resources is filled with numerous translations. Further accumulation of cultural experience of other nations makes the need for translation less acute. The number of translations begins to decrease. Analogous examples are well known in the world history (e.g. the Russia of the 18th century). Perhaps, the same factor caused a decline in PTB in South Korea (from 9% to 2,5%), although in this case the fact might be explained by a return to that rather vague factor which we have called specific traditions, namely a certain cultural "isolationism," also observed in Thailand or Singapore (PTB is less than 2%). To some extent the same isolationism is demonstrated by Anglo-Saxon countries. Their low PTB is only partly explained by the fact that English is now a major source of translations, and that consequently Britain and the United States need half as many translations as other countries.

The opposite is true of the three large countries of continental Europe: Italy, Spain and FRG. Their "involvement" in the world's common culture is very high.

Explaining this or that level of translation activity one should sometimes go outside the borders of the country analyzed: a country may live in the "cultural shadow" of a senior relative of the same language. The senior partner takes upon itself a greater burden of providing cultural food for the speakers of that language irrespective of the country where they live. This is the case of FRG and Austria, Egypt and other Arab countries, Spain and most countries of Latin America.

#### ORIGINAL LANGUAGES

We shall use the term "original language" so as not to confuse it with "source language." In most cases the two coincide, but very often the translation is actually made from a language other than the original language. It would be extremely toilsome to keep

the track of translation paths (sometimes purposefully obscured) whereas doubts as to the identity of the original languages are very rare.

The term *linguistic spectrum* will denote the proportion of specific original languages in the total sum of translated books in a given country or in the world at large. We shall always give the corresponding figures per mille.

The data of the world linguistic spectrum are given in Table 2.

The world linguistic spectrum changes very slowly. The main tendency is the growth of the proportion of English — it was 362 in 1960s, grew to 399 in the 1970s and still more to 426 in 1980-83. It is clear that we should expect a corresponding 10% decline in all other languages. The deviations from the expected figure are few: growth of Italian (from 24 to 28) and Arabic (from 3,7 to 4,8), and a sharp decline of Czech (from 24 to 10) and Bengali (from 3,3 to 1,3), both due to the fall in internal translations in Czechoslovakia and India. A significant decline of Russian outside the borders of the USSR is observed in 1980-83 (47 as compared to 86 in the 1970s).

An original language may occupy a definite niche in the world's common cultural heritage. Some impressions in that direction may be obtained through the analysis of linguistic spectra of the divisions of Universal Decimal Classification (the information in *Index Translationum* is grouped under the UDC headings). The analysis of Table 3 shows that there are 3 languages active in all the 9 classes; they are English, French and German. Certainly, there are some individual preferences: *e.g.* pure science and literature in the case of English; philosophy, religion and arts are characteristic of French. The same are preferred by German, which also gives much in applied sciences. The Russian language shows the same universality (keeping prize positions in the list) with the notable exception of religion where it comes a poor 14th. The three classical languages (Greek, Latin, Sanskrit) are very important in religion (156) and philosophy (64) and very modest in literature (17). Latin and Greek have some importance in history (25). Italian and Dutch contribute much to arts (98) and religion (64). The specific contribution of Serbo-Croatian and Albanian is social sciences (51), while the other East European languages are important in four classes: social sciences (78), pure science (85), applied sciences (93), arts (89). Of course, these fields in Eastern Europe are to a great extent the product of "self-induced" importance: the translations are made in the country of original language not on order from outside, but just to draw attention to itself and keep the world informed. All other languages are associated mostly with the 8th class (literature).

The part played by a specific original language varies little with time. We should mention three facts. First, the decline of English in the field of social sciences (from 300 to 260), which is quite contrary to the general trend of that language. Second, the growth of the proportion of French, Spanish and Italian in applied sciences (from 90 to 140). And third, the sharp rise of Russian in pure science (from 230 to 300), in history and geography (from 85 to 150), and especially in social sciences (from 240 to 330). We will see later that this rise is mainly due to an increase in the translations of school textbooks and partly to a growth of proportion of books by official leaders.

The linguistic spectra differ considerably from country to country (see Table 4). Is there any order in this picture, or just a chaotic variation of individual spectra? To answer this question we shall need a measure of similarity of spectra. For this purpose let us introduce the following expression:

$$(1) \quad S_{AB} = \frac{\sum d_i \cdot p_i (\min)}{\sqrt{\sum d_i \cdot p_i (A) \cdot \sum d_i \cdot p_i (B)}}$$

where:

$p_i$  — the proportion of parameter  $i$  in the spectrum;

$p_i (\min)$  — the lesser of the values of  $p_i$  in the compared spectra A and B

$d_i$  —  $-\ln(\bar{p}_i)$  (where  $\bar{p}_i$  is the mean value of  $p_i$  for the population analyzed).

The expression (1) will serve as a similarity measure for any spectrum, including those that will be discussed later.

In the particular case of linguistic spectra the raw data of Table 4 were modified to allow for the trivial fact of a country's avoidance of translation from its own original language. The actual number of titles was increased by a hypothetical number of books translated from the original language of the country calculated on the basis of the world total of the language and the country's share in the world's sum of translated books. English being the world's major source of translations, the countries most affected by this correction were Britain and the United States. Country-to-country similarity measures served as a basis for a map of countries clustered according to their relation to original languages (see Fig. 2, where double lines correspond to  $S \geq 0,9$ , single lines to  $S = 0,80 - 0,89$ , and dotted lines to  $S = 0,75 - 0,79$ ).

Fig. 2 is a clear evidence of three big clusters. The upper left part of the map is occupied by five Scandinavian countries with an extraordinary proportion of English and Scandinavian languages. The lower part represents nine East European countries with a very high proportion of Russian and very low proportion of English. Israel and India are outside this cluster, they are to some extent united by a rather low proportion of English and a moderate proportion of Russian. The largest cluster in the center of the map includes most countries of the world with only minor deviations from the world's linguistic spectrum. The unity of the central cluster is evident although some subclusters are visible in the map. They are 1) the countries of the Far East, Egypt and Mexico; 2) the Mediterranean countries, Brazil and Argentina (with a very high proportion of Romance languages); 3) the United States and Britain.

On the whole the linguistic spectra of individual countries are stable, yet in some regions the changes do occur. It is interesting to follow the dilution of the East European cluster in 1980-83. The proportion of Russian grew in the USSR (from 494 in the preceding decades to 553) and in Czechoslovakia (from 248 to 272), it dropped drastically in Bulgaria (436-333), Yugoslavia (100-78), Albania (276-204), and especially in Romania (140-46). The proportion of English grew in Hungary (98-146) and in Bulgaria (79-138).

#### THEMATIC SPECTRA

The *thematic spectrum* is the proportion of large thematic groups (in our case — major UDC headings) in the sum of translated books published. The data are given in Tables 5 and 6. Unlike linguistic spectra, thematic spectra may change rapidly over time. Class 9 (history and geography) is the only group with almost monotonic trend (decline). It seems that 1980 witnessed a break with the past especially in classes 3, 5, 7 and 8. Before that date classes 3, 5, 7 had been growing, while class 8 had been declining.

The eight classes of UDC form two distinct groups according to their PTBs. The group of high PTB includes classes 1 — philosophy (17-20%), 8 — literature (18-21%), 2 — religion (12-15%) and 9 — history and geography (10-13%). These classes may also

be termed "traditional," they include many popular books (sometimes many centuries old). The group of "modern" classes are characterized by low PTB (3-9%). Interestingly enough the change of trends of these two groups occurred around 1980. The proportion of "modern" groups changed as follows: 1955-59 — 268, 1960-64 — 275, 1965-69 — 300, 1970-74 — 331, 1975-79 — 349, 1980-83 — 314.

A hypothesis of thematic clusters of countries becomes quite plausible in the light of Table 6 with its varieties of thematic spectra. The same similarity measures that has been used for the comparison of linguistic spectra proved effective in clustering countries according to their thematic spectra. Three clusters are seen in Fig. 3 (1960-64 period). The first cluster comprises the countries of Northern and Central Europe (Portugal and South Africa as well) with a very high proportion of Class 8 (literature) and very low proportion of Classes 3 and 5. The second cluster includes eight countries of Eastern Europe with an extremely high proportion of Classes 3, 5, 6.

The dynamics of thematic spectra are represented in Table 7 and in Figs. 4 and 5. Let us follow the tracks of some of the major UDC headings in their geographic distribution. The high proportion of Class 1 (philosophy) is a permanent feature of Brazil and Argentina; since 1965 it grew in Mediterranean countries; and after 1975 the growth is observed in FRG, Austria and Switzerland.

There are at least three distinct groups of countries if judged by the evolution of Class 2 (religion). First, we observe constant and very significant growth of this class in Middle Eastern and South Asian countries, starting from a high level it more than doubled by the 1980s. An even more spectacular rise is observed in three countries of Eastern Europe — Poland, GDR, Yugoslavia —, but here the starting point was very low, so that they barely reached the average level. The third group is North America and the extreme West of Europe where the proportion of religion is very high, but decreases with time.

The grouping of countries according to the evolution of Class 3 (social sciences) follows the socio-political lines. In the 1950s Eastern Europe differed greatly from the rest of the world, but in the 1970s the paths parted: most countries showed some decrease, while in the USSR Class 3 kept on growing. As far as the West is concerned there was constant growth since 1965 till 1980, when a sharp decrease followed.

The same parting of ways is seen in the field of pure sciences. The USSR increased the proportion of this class whereas the other countries of Eastern Europe witnessed here a 40% drop.

A curious transformation took place in the sphere of applied sciences. Eastern Europe, the leader at the beginning of the period under consideration, showed constant decrease, while the West and Japan almost doubled the proportion of this class. The two groups changed their positions.

All these changes brought about a considerable reshaping of thematic clusters. By 1975-79 (Fig. 4) the North European cluster with an exceptionally high proportion of Class 8 (literature) had lost FRG, Austria and Belgium, but had included GDR. Portugal had moved to another quarter to build a bridge between the East European cluster and the East Mediterranean subcluster (Turkey, Greece, Israel, Egypt). The border between Eastern Europe and the main cluster had lost its sharpness (Poland may be considered a part of two clusters). The final map of 1980-83 (Fig. 5) shows amalgamation of former clusters. There are no definite borders now. Of course, the picture is not a chaotic net of interrelation, the map suggests a field structure rather than well-defined clusters opposed to each other. Fig. 5 may authorize the following conclusion: the 1980s witnessed considerable thematic convergence of countries of the world.

## AUTHORS

To get a deeper understanding of chronological and geographic variations in the publication of translated books, the information on 1 000 most translated authors was processed. Some results are given in Table 8.

The analysis of the changing fortunes of the 1 000 authors calls for a certain reclassification of material. The UDC (convenient for bibliography and library practice) does not show certain aspects which might prove vital for our study. Certainly, the task of assigning an author to a group may be much more difficult than the corresponding task in the case of a book. Some decisions seem arbitrary, but in a statistical study individual errors are of minor importance unless they are systematic.

First of all, it would be useful to isolate all the authors of Antiquity that are the necessary part of classical education. With the exception of Aesopus (who belongs to children's literature) classical authors form a coherent whole. Their proportion in the total sum of 1 000 most translated authors is rather stable, though it decreased after 1974 (from 25 per mille to 18 in 1975-79).

A quite distinct group is formed by the translated books of political leaders (living or dead). The major authors here are Lenin (8 709 translated books for the 29 years analyzed), Brežnev<sup>2</sup> (1986), Hruščev (1 194), Ceaușescu (770), Stalin (402), Hoxha (310), Živkov (293), Tito (286), lesser figures are Gheorghiu-Dej (114), Kardelj (191), Kosygin (173), Ponomarev (118), Rašidov (132), Suslov (186). The bulk of the publications of this kind is centered in the author's own country. Besides the communist countries this feature is typical of India (Gandhi — 312, Nehru — 151). As a rule transition from one leader to another is very sharp, a kind of a "switch": Stalin: 1955 — 100 books, 1957 — 6; Hruščev: 1963 — 55, 1965 — 4; Brežnev: 1964 — none, 1965 — 46.

Typologically similar are translations issued by the Holy See (Joannes XXIII, Paulus VI, Joannes Paulus II). On the other hand typologically different is the case of Mao Tse-tung (712) and Kim Il-sung (131), as well as Stalin after 1956. These authors are extensively published outside their own countries (China and North Korea do not provide information for *Index Translationum*).

The analysis of individual authors helps to differentiate UDC classes. The philosophy proper (without ancient philosophers) includes 25 authors (in decreasing order): Russell, Nietzsche, Kierkegaard, Hegel, Teilhard de Chardin, Kant, etc. In the 1960s the group makes up 2,3% of the total of the 1,000 authors (hereafter — TTA), in 1975-79 it was only 1,3%. An important distinction between serious and popular literature should be introduced here. Russell is, surely, "popular" which explains his high rating in the group. This distinction will go through all the following groups (both in sciences and in fiction). The two kinds of literature sometimes differ in their evolution, their geographic distribution and usually in the mean date of birth (MDB) of their authors.<sup>3</sup> For example, the MDB of "serious" philosophy is 1775, while for "popular" philosophy it is 1888. The ten authors in psychology (Freud, Piaget, Jung, Eysenck and others) gradually increased their proportion: 0,4% of TTA in the 1950s and 1,2% in the 1970s. Permanent growth is also characteristic of a curious no man's land between psychology and exotic religions. Here we find Steiner, Vivekananda, Lobsang Rampa, Krishnamurti, Aurobindo. This group doubled its proportion by the late 1970s. The same rate of growth was shown by Indian (Puranas, Vedas) and Muslim tradition (Qoran, al-Ghazzali, Maudodi).

The Christian religious tradition was represented by 4 groups with peaks at different moments: 1) the Bible makes up some 2% of TTA, 2) "serious" theology (Augustinus, Aquinas, Luther, Barth, Rahner and 14 others) with its peak (1,7% of TTA)

in the late 1960s, 3) papal encyclics (maximum in 1980-83) and 4) "popular" theology (Tellado, Lafuente, Quoist, Bill Graham and 6 others) — almost 1% of TTA in 1970-74.

In the field of social and political thought three major groups are distinct. The dominant influence is Marxist tradition with long-range oscillations: 1950s — 5,6% of TTA, 1960s — 4%, 1970s — 5,5%, 1980-83 — 4,4%. The proportion of Marxist literature is slightly superior to that of Christian literature in all the periods, but in the 1960s. Anyhow the two traditions are the main ideological competitors leaving far behind other rivals: the Muslim and Indian traditions (with 0,2% of TTA each) and even the vague mystic-occult-spiritual field we have mentioned (1,3% in the 1980s).

The "New Left" (Sartre, Marcuse, etc.) had its peak in 1965-69. Academic sociology (Fromm, Weber, Durkheim, Adorno, etc.) became stable in the 1970s after a rapid growth.

There are very few big scientists in the 1,000 most translated authors: Darwin, Einstein, Gamow, Landau, Lorenz, Timoshenko (MDB — 1880). More books belong to popular scientists (Spock, Perel'man, G. Durrell, M. Gardner, Adamson and 15 others, MDB — 1911). Quite a new field is semiotics (Barthes, Chomsky, Foucault, Lévi-Strauss) with only 2 translations in 1955-59 and 193 in 1970-74 (MDB — 1919).

A separate group is composed of translated text books (it is seldom that they attain university level). Usually they have official status and are limited to one country — the USSR. This group made 0,1% of TTA in 1955-69, 0,3% in 1970-74, then followed a boom: 2,9% in 1975-79 and 2,5% in 1980-83.

The literature proper (fiction) may be divided into 3 categories: children's literature (including literature for adults, but read mostly by teenagers), popular literature and serious literature. Their contrasting fortunes are as follows (in per cent of TTA):

	1955-59	1960-64	1965-69	1970-74	1975-79	1980-83
serious (424 authors)	46	44	40	36	31	32
popular (200 authors)	14	18	22	24	23	23
children's (113 authors)	16	14	14	13	18	18

Children's literature has a remarkable concentration of popularity among very few leading authors. The five leaders (Jules Verne, Enid Blyton, Walt Disney, Hans C. Andersen and the Grimm brothers) make up some 30% of all children's literature. On the whole children's literature is old (MDB — 1870), yet Russian and Swedish authors of the field are very young (MDB — 1904 and 1906). Swedish children's literature is exceptional in the fact that is mainly created by women<sup>4</sup> (Lindgren, Lagerlöf, Jansson, Gripe, Sandberg, Beskow).

To the domain of popular literature we assign such genres as crime books, adventure books, science fiction, historical novels, horror literature, erotic literature. The proportion of this kind of literature grew very rapidly in the 1960s and after that remained constant. It is the youngest of the three major parts of fiction (MDB — 1903).

The oldest (MDB — 1886), but modest and ever declining part of popular literature is the historical novel (0,6% of TTA, 10 authors: W. Scott, Sienkiewicz, Druon, L. Wallace, Fast and others). Almost as old (MDB — 1892), but a still expanding genre, is literature of adventure; it covered 4% of TTA about 1960 and almost 7% in the 1970s. Among the leading 50 authors many are well known to devotees around the world: Dumas (*père*), Maclean, Cartland, Slaughter, Konsalik, Z. Grey, DuMaurier, M. West, Robbins and many others.

Approximately half of popular literature is covered by the crime novel and story (10-12% of TTA, 83 authors: Christie, Simenon, E. Gardner, E. Wallace, C. Brown, C. Doyle to mention only those that were published in translation more than a thousand



times). A minor offshoot of this genre is the spy (or political crime) novel with a very sharp peak (1,6% of TTA) in 1965-69 and ten names to its credit: J. Bruce, Le Carré, Fleming, Forsyth and others.

The youngest among the young are authors of science fiction (MDB — 1916). They are 36 in number: Asimov, H. G. Wells, Clarke, Lem, Bradbury, Boule to name just a few. Science fiction contributed 1% of TTA in the 1950s and almost 4% in the 1980s. It is not only young, it is still growing. A curious niche of popular fiction is erotic literature with such leaders as H. Miller, J. Genet. The presence of de Sade and Cleland makes it very old (MDB — 1831). The proportion of this group grew 6 times and made 1% of TTA in 1980-83.

Popular literature as a whole is dominated by English-speaking authors (80%), the closest rival — the group of French authors — is far below (some 10%).

The last, but most honourable and the most numerous group of authors are those writers that create serious literature. Their MDB is 1881 (playwrights 1835, poets 1846, French 1856, German 1871, Russian 1875 and English 1894). The leaders among the poets (they are 35) are Puškin, Goethe, Majakovskij, Dante, Neruda, García Lorca, Rilke, Schiller, 'Omar Khayyam (if the Greek and Latin poets are added, Homer becomes the third and Vergilius — the sixth). With his average annual publication of 107 translations Shakespeare comes 6th in the general list of most translated authors just after Lenin (300), New Testament (156), Verne (146), Christie (135), Marx (112). The nearest rivals in drama are Brecht (26) and Molière (25). Then follow Ibsen, Strindberg, Shaw, Beckett, A. Ostrovskij, Dürrenmatt, Kalidasa (all 4 great Greek playwrights would join the last group if taken into account).

The list of 362 serious prosa-writers is headed by two Russians: L. Tolstoy (104 books a year) and Dostoevsky (85). P. Buck, Balzac, Hemingway, Čehov, Greene, Steinbeck, Cronin, Zola have more than 40 books annually.

The gradual decrease in the proportion of serious literature may be explained by the following model. Writers of serious literature often acquire a permanent ("classic") status in the cultural heritage of the world. This status ensures a constant rate of publications, the inherited part of serious literature seems numerically limited, some new names are ever joining the list and some leave it. The number of translated books outside the inherited core is not limited. Popular literature, children's literature, non-fiction are growing in size and the relative proportion of serious literature diminishes accordingly.

Most serious writers keep their numerical strength constant. We can mention some authors whose translations keep growing. In the 1955-59 period, the first translations of Ajtmatov, Gamzatov, Nabokov, Hailey, Salinger, Murdoch, Sagan, Calvino, García Márquez appeared. In the 1960s some new names were heard for the first time: Bellow, Grass, Borgès, Singer, Kishon. The post-humous fame (and the number of translated books) of such writers as Orwell, Hemingway, Fitzgerald, Joyce, Lawrence, Saint-Exupéry, Proust, Hesse, Gibran and going back in time — H. James, Wilde, Melville, Poe, Hoffmann is still growing. At the same time one observes a decrease in the number of translations of such former favourites as S. Lewis, Dreiser, Maugham, Mauriac, Rolland, Daudet, Maurois, Feuchtwanger, Erenburg. Some 15% of "serious" writers go down and some 20% go up.

The last stage of our investigation was the statistical analysis of 300 most translated authors in their geographic distribution in 1975-79. To keep the parameters (authors) sufficiently distinct numerically the calculation of similarity between countries was somewhat modified. Now expression (2) was used:

$$(2) \quad S_{AB} = \frac{\sum d'_i \cdot p_i (\min)}{\sqrt{\sum d'_i \cdot p (A) \cdot \sum d'_i \cdot p (B)}}$$

where  $d'_i = \ln(p_{\max}) - \ln(\bar{p}_i + 1)$  ( $\bar{p}_{\max}$  is the proportion of the most frequent parameter).

The change of term  $d$  for  $d'$  will make it 1 for the most popular author; all other authors will have their  $d'$  considerably greater.

The results of clustering are represented in Fig. 6, the double lines denote  $S \geq 60$ , single lines  $S = 54-59$  and dotted lines  $S = 48-53$ . The problem of linguistic comparability was solved in the following way: while calculating  $S$  for a pair of countries all authors with the national languages of both countries were excluded.

In Fig. 6 we see a central cluster of large countries, East European and North European clusters.

The North European cluster may be termed "popular." The proportion of non-fiction is very low here (5%), yet the proportion of popular science is equal to the average world level. Inside fiction this cluster has the lowest proportion of "serious" literature (21%) and the highest proportion of "popular" literature (46%) (mostly literature of crime and adventure).

The East European cluster has a high proportion of non-fiction (26%) which mostly consists of books by official leaders and Marxist literature. The cluster is very "serious": the proportion of popular literature is very low (13%), only the proportion of science fiction is comparable to the world average. Parareligious literature was not published in 1975-79 in the countries of the cluster (with the single exception of Yugoslavia).

Serious literature makes up 64% of all fiction. Poetry stands rather high (some 9% of all "serious" literature). The same tendencies are seen in the USSR: non-fiction attains 69%, to the official leaders' books and Marxist literature' school textbooks are added. It is due to the abnormal development of non-fiction, and especially to textbooks, that the USSR does not join the East European cluster.

A country may be characterized by a number of positive and negative markers (authors). The quantitative value of such markers will be calculated according to the expression

$$(3) \quad Q_X = \frac{F - M}{\sqrt{m + i}}$$

where  $F$  — absolute value of the parameter in country  $X$  (i.e. number of books by an author published in country);

$m$  —  $N \cdot p$  ( $N$  being the world total of the translated books by an author, and  $p$  — the share of country  $X$  in the world total of all translated books).

A few examples will show that sometimes the positive markers give a certain general impression of the country's preferences. We shall give ten authors with highest  $Q$  and some other authors (with their rank in brackets).

**Poland.** Čtvrtek (a Czech writer for children), Shakespeare, F. Clifford, Simonov, St. Augustin, Cortázar, Conrad, Jansson, Polevoj, Barclay. Poland certainly follows Christian tradition: Augustine, New Testament (11), L. Boros (14), Paul VI (16). In fiction it leans towards authors treating serious moral issues: Conrad, Trifonov (17), Dostoevsky (20), H. Bazin (21).

**Czechoslovakia.** Leonov, Waltari, Simonov, Aldridge, Kataev, Gajdar, Remarque, Shakespeare, France, Polevoj. In 1975-79 it was a typical communist country with the list of positive markers dominated by Russian authors: Leonov, Kataev, Gajdar, N. Nekrasov (13), Šolohov (14), Čhová (16), A. Tolstoy (18), Lermontov (24), Pushkin (26), Turgenev (30). We should mention war novels of Simonov, Polevoj, Bykov (12) and such anti-nazi authors as Brecht (15), Feuchtwanger (19), Seghers (21).

**Italy.** Delly, Schulz, Freud, Rahner, Stendhal, Nietzsche, Adorno, Cronin, E. Caldwell, Alcott. Most great European countries defy attempts to find one or two major themes. Italy is one of them. However, psychology should be noted: Freud, Jung (12), J. Dewey (23). There are 4 poets in the list of 30 authors: Petrarca (15), Apollinaire (16), Goethe (24), T. S. Eliot (26).

**Spain.** Perrault, Grimm, Salgari, Verne, Spyri, Alcott, De Amicis, /Stratemeyer production/, L. Werner, D'Ami. Spain is the leader in the field of children's literature (30% of the world total). Yet the translations of modern Scandinavian writers for children are very few.

**Brazil.** Lafuente, Darlton, Tellado, Cartland, Mahr, Lobsang Rampa, Scheer, Piaget, Hesse, Peale. There are distinct spheres where specific translations of Brazil are concentrated. Adventure: Darlton, Cartland, Mahr, Linares (11), Robbins (15), M. West (16); popular philosophy and psychology: Peale, Durant (20), Russell (24) and religion (especially mystic and exotic): Lafuente, Tellado, Lobsang, Krishnamurti (12), Castañeda (17).

**Argentina.** Lobsang Rampa, Amado, Blavatsky, Brunton, Krishnamurti, Sartre, E. White, Bradbury, Tagore, Fatio. The translations of this country are colored in spiritual and oriental hues: Lobsang, Blavatsky, Brunton, Krishnamurti, Tagore, Sivananda (16).

**Korea.** Fromm, Galbraith, Sagan, Drucker, Hesse, Jong, Sheldon, Hemingway, Gibran, Russell. The prevailing feature of Korea (Erica Jong notwithstanding) is seriousness, reflected in such groups as sociology and economics: Fromm, Galbraith, Drucker; philosophy: Russell, Kierkegaard (23), Hegel (26); popular psychology: Carnegie (12), Peale (17); serious (often lyrical) fiction: Hesse, Hemingway, Buck (11), Saint-Exupéry (20), R. Bach (23), Dostoevsky (24).

**Turkey.** Cartland, al-Ghazzali, Stalin, Lenin, Gor'kij, J. London, Dimitrov, Mao Tse-tung, Steinbeck, Hoxha. The Turkey of 1975-79 (just before the military coup of 1980) was the playground of conflicting ideologies with Islamic al-Ghazzali on the one hand, and diverse communist authors on the other: Stalin, Lenin, Dimitrov, Mao, Hoxha, Marx (11), Engels (13), "Che" Guevara (18). In fiction' literature of adventure (both for adults and young) is predominant: Cartland, London, Robbins (15), Spyri (20), Stevenson 21, Guillot (23), Kipling (27), Verne (28), Defoe (30).

In the same way positive and negative markers may be calculated for groups of countries. To reduce chance extreme oscillations it is useful to omit the data of one country in order to minimize the group sum in the case of positive markers and to maximize it for negative markers. For example, for a group of East European countries the list of most specific authors includes: Kataev, Simonov, A. Tolstoy, Carpentier, Zola, Balzac, Polevoj, Čapek, Pushkin, Šolohov, which resembles the Czechoslovakian list very much. The Russian authors make up 12 out of 30 leading specific writers, to this number a few East European authors are added: Čapek, Karaličev (11), Jókai (14), Sienkiewicz (21), Iwaszkiewicz (22), Sadoveanu (23). Thus the cluster seems very self-centred (if Russia is tacitly included here). Among external influences some Spanish-language authors may be noted: Carpentier, Asturias (27), García Lorca (28), García Márquez (30).

The negative markers of the group are mostly world writers of popular literature and literature for children: Blyton, /Stratemeyer production/, /Disney production/, Cartland, Goscinny, C. Brown, Maclean, Simenon, E. Wallace, N. Carter, Makaryčev, Mao. The same negative markers will be found in the USSR list which differs only at the beginning. The Soviet list was headed by Agatha Christie, the New Testament, /Disney/ came the third and the Old Testament the fourth.<sup>5</sup>

The foregoing investigation was mostly aimed at learning basic facts. The data clearly demonstrate the diversity of translation practices of various countries. Some of these differences are persistent (linguistic spectra), others change with time. With the exception of a few countries (the USSR and Albania among them) the diversity is diminishing, the thematic clusters are coalescing. These are hopeful signs of cultural convergence going on in the world.

The present fact-finding study is, however, inconclusive as far as causal relations are concerned. It poses new problems. What are the causes and effects behind the statistical correlations discovered? The political situation explains much in all spheres of publication activity of communist countries. It is clearly the major factor behind the authors translated in Turkey, but it has very little to do with translations in Western Europe. Were economic factors (*e.g.* the provisions of the Berne convention) responsible for the growing cultural isolation of the USSR after 1974? Is it the accessibility of English that explains the "popular" character of Scandinavian translation activity or is it some inner psycho-social drive to which may be attributed this peculiar preference of North European readers? These and other questions should be answered by further studies.

#### Notes

1. In UNESCO publications the corresponding statistical tables are inappropriately called Translation of books. Let us stress the fact that all statistical data refer to the publication of translated books. The time of the translation itself does not always coincide with the year of publication, some translations published are decades and even centuries old.
2. We use the transcription of *Index Translationum* which follows the recommendations of ISO.
3. The MDB becomes nonsense when ancient authors are included. To be on the realistic side we calculated the measure omitting all authors born before 1400.
4. There are 137 women (MDB — 1899) among the 1,000 most translated authors, their contribution to the whole sum is ever growing (9% of TTA in 1955-59 and 13% in 1980-83).
5. To be sure, positive and negative markers change with time. The five latest weekly issues of the Soviet book review *Knizhnoye Obozrenie* (summer of 1990) list 184 translated books, many of them are negative markers of 1975-79: E. Burroughs, Carnegie, J. Chase, Fromm, Kirst, Nietzsche, Pasternak, M. West. Agatha Christie has 5 publications, as many as in the whole 1975-79 period.

TABLE 1  
AVERAGE ANNUAL PUBLICATION OF TRANSLATED BOOKS  
(Number of titles)

	1955-59	1960-64	1965-69	1970-74	1975-79	1980-83
TOTAL	28,000	34,000	38,000	45,000	52,000	54,000
United Kingdom	680	660	720	860	1,650	1,150
Iceland	120	120	150	160	160	250
Norway	640	720	840	1,150	1,000	1,050
Denmark	560	800	1,200	1,550	1,900	1,500
Sweden	920	1,150	1,450	1,500	1,450	1,800

Finland	520	640	740	900	900	1,400
Netherlands	1,150	1,750	1,900	1,800	2,650	no data
Belgium	800	940	980	820	760	960
France	1,400	1,650	1,900	2,100	3,450	2,950
Portugal	640	700	820	640	500	660
Spain	1,000	1,550	2,400	3,500	5,250	6,650
Italy	1,250	1,450	2,100	1,950	1,950	2,200
Greece	220	170	no data	360	300	480
Switzerland	540	800	740	920	920	960
Austria	170	180	280	460	360	400
Germany, Federal Rep.	1,550	2,650	2,800	4,950	6,300	6,600
German Democratic Rep.	470	500	350	650	880	840
Poland	900	740	840	900	1,100	800
Czechoslovakia	1,400	1,750	1,700	1,400	1,400	1,200
Hungary	360	580	920	1,050	1,250	1,050
Romania	880	800	840	780	700	600
Bulgaria	520	580	580	420	580	720
Yugoslavia	820	1,200	1,500	1,300	1,250	1,300
Albania	75	120	120	80	110	120
USSR	4,650	4,750	3,750	4,300	6,950	7,250
Turkey	480	520	720	980	900	800
Syria	no data	no data	25	35	50	50
Lebanon	no data	no data	60	70	no data	
Israel	500	580	460	340	280	320
Iran	60	140	no data	180	no data	no data
Pakistan	75	140	180	50	60	80
India	600	880	880	740	640	660
Sri Lanka	60	80	85	50	50	20
Burma	no data	30	100	60	70	no data
Thailand	no data	no data	no data	55	35	75
Malaysia	no data	no data	25	35	120	140
Indonesia	65	60	60	65	280	140
Taiwan	160	100	200	no data	no data	no data
Korea, Rep. of	190	220	170	150	220	420
Japan	1,300	950	1,80	2,250	2,450	2,400
Australia	no data	no data	15	40	65	50
Egypt	180	310	280	160	140	130
South African Rep.	20	100	150	no data	no data	no data
Canada	20	85	110	140	330	380
United States	880	1,450	2,100	2,200	1,700	1,200
Mexico	100	410	330	210	150	no data
Colombia	no data	no data	25	15	80	75
Brazil	450	420	500	920	1,00	880
Argentina	310	340	390	280	330	290

TABLE 2  
WORLD LINGUISTIC SPECTRUM (1960-1983)

Original language	Proportion of the world's total	Same outside own borders	Original language	Proportion of the world's total	Same outside own borders
(1)	(2)	(3)	(1)	(2)	(3)
English	392		Chinese	3,8	
French	123		Japanese	3,6	
Russian	118	78	Ukrainian	3,6	0,7
German	96		Sanskrit	3,5	1,1
Italian	26		Slovak	3,2	1,4
Swedish	20		Portuguese	2,7	
Spanish	17		Bengali	2,2	0,6
Czech	16	7,6	Finnish	2,1	1,6
Hungarian	13		Georgian	1,6	0,15
Danish	12		Estonian	1,6	0,3
Polish	11	8,5	Byelorussian	1,6	0,2
Classical Greek	11		Lithuanian	1,5	0,3
Latin	10		Modern Greek	1,5	
Serbo-Croatian	9,8	1,9	Latvian	1,4	0,2
Dutch	9,0		Albanian	1,4	0,1
Romanian	9,0	2,0	Hindi	1,4	0,4
Norwegian	6,2		Persian	1,3	
Bulgarian	5,3	2,6	Armenian	1,2	0,2
Hebrew	5,3	4,0	Yiddish	1,2	1,0
Arabic	4,2		Slovenian	1,1	0,3
			Turkish	1,1	

TABLE 3  
LINGUISTIC SPECTRA OF MAJOR U.D.C. HEADINGS (1960-83)

	1 Philosophy <sup>1</sup>	2 Religion <sup>2</sup>	3 Social Sciences <sup>3</sup>	5 Pure Science	6 Applied Sciences <sup>4</sup>	7 Arts <sup>5</sup>	8 Literature <sup>6</sup>	9 History geography
Czech	3	3	20	37	41	21	11	16
Danish	9	5	4	10	12	12	14	11
Dutch	7	25	5	8	14	18	7	9
English	373	261	276	430	388	286	451	334
French	170	183	102	74	88	180	120	122
German	170	144	90	93	132	145	66	113
Greek, Cl.	32	74	2	2	1	1	8	8
Hebrew	1	50	5	1	—	3	1	6
Hungarian	3	2	14	22	17	34	9	15
Italian	17	39	19	20	20	80	23	27
Latin	22	58	4	4	3	3	6	17

Polish	5	4	13	10	13	13	11	13
Romanian	2	1	20	10	11	14	6	12
Russian	102	15	265	241	141	74	87	108
Serbo-								
Croatian	1	—	43	5	5	10	5	12
Spanish	7	17	12	5	4	14	24	17
Swedish	8	12	10	11	23	17	25	15

1. Sanskrit 10, Chinese 7;
2. Hebrew 50, Arabic 24, Sanskrit 24, Norwegian 8, Portuguese 5, Urdu 4;
3. Chinese 7 (only 2 in 1980-83), Albanian 8, Bulgarian 8, Arabic 6, Hebrew 5;
4. Slovak 6;
5. Japanese 8;
6. Norwegian 9, Ukrainian 6, Bengali 4, Japanese 4;
7. Norwegian 7, Hebrew 6, Arabic 4.

TABLE 4  
LINGUISTIC SPECTRA (1960-83)

	E	F	R	G	Sc	Sp	It	Cl	Ar	J	Ch
United Kingdom	31	278	76	234	57	24	78	32	10	12	5
Iceland	522	53	9	49	184	3	3	4	1		2
Norway	665	36	8	52	189	5	6	4	1	1	1
Denmark	541	84	14	99	189	9	10	12	2	2	4
Sweden	615	69	16	90	106	8	8	6	1	1	2
Finland	565	62	30	89	205	7	10	5	1	3	1
Netherlands	566	104	18	197	34	8	15	17	3	3	3
Belgium	526	131	8	164	17	10	20	21	2	2	—
France	565	23	43	129	18	29	55	39	5	4	4
Portugal	280	264	22	57	7	220	40	6	1	2	—
Spain	428	249	20	112	13	—	68	22	5	1	2
Italy	419	238	32	139	10	26	12	45	1	2	3
Greece	504	244	62	99	12	13	42	4	3	1	2
Switzerland	495	185	30	128	26	10	41	21	2	2	2
Austria	569	195	27	31	46	8	27	13	3	2	1
FRG	633	121	29	37	39	24	29	25	2	3	4
GDR	137	84	384	6	29	25	20	28	4	3	4
Poland	230	100	200	104	25	19	20	23	2	2	1
Czechoslovakia	149	96	250	118	19	17	25	11	1	2	1
Hungary	112	68	135	96	8	11	16	14	1	2	1
Romania	86	103	130	55	6	18	24	14	2	2	1
Bulgaria	82	53	422	66	6	22	14	8	1	2	1
Yugoslavia	208	103	97	112	17	12	33	13	3	2	2
Albania	69	66	270	54	11	10	19	8	-	3	10
USSR	100	29	505	43	8	9	5	3	2	2	2
Turkey	376	198	63	90	13	12	17	11	72	2	6
Israel	409	72	119	73	8	5	11	12	11	2	2
India	395	22	57	19	5	2	4	8	9	1	3
Indonesia	505	28	40	25	3	3	3	5	18	6	4
Taiwan	759	83	22	41	5	5	13	19	—	no data	—

Korea	686	89	16	91	6	3	6	3	1	14	—
Japan	637	123	57	105	10	7	12	6	1	—	6
Egypt	685	77	44	43	4	3	6	14	1	—	3
South Africa	426	93	7	228	74	21	27	14	—	no data	—
Canada	618	142	18	59	6	13	28	39	3	1	2
United States	10	246	134	245	46	47	51	61	12	36	21
Mexico	718	86	12	72	1	3	28	34	—	1	—
Brazil	548	147	10	67	4	101	26	8	2	1	1
Argentina	569	207	8	107	6	1	33	26	2	2	2

E — English, F — French, R — Russian, G — German, Sc — Scandinavian (Danish, Norwegian, Swedish), Sp — Spanish, It — Italian, Cl — Classical (Cl. Greek, Latin), Ar — Arabic, J — Japanese, Ch — Chinese.

TABLE 5  
WORLD THEMATIC SPECTRUM

U.D.C. Headings	1955-59	1960-64	1965-69	1970-74	1975-59	1980-83
1. Philosophy	33	38	44	50	50	51
2. Religion	57	67	69	59	56	58
3. Social Sciences	103	103	109	130	136	110
5. Pure Science	45	54	64	64	68	55
6. Applied Sciences	85	81	83	87	89	94
7. Arts	35	37	44	50	56	55
8. Literature	546	533	498	480	464	503
9. History, geography	96	87	89	80	79	73

TABLE 6  
THEMATIC SPECTRA (1955-1983)

	1 Philo- sophy <sup>1</sup>	2 Reli- gion <sup>2</sup>	3 Social Sciences <sup>3</sup>	5 Pure Science	6 Applied Sciences <sup>4</sup>	7 Arts <sup>5</sup>	8 Lite- rature <sup>6</sup>	9 History Geography
United Kingdom	34	121	92	85	74	109	360	118
Iceland	20	39	34	19	34	21	740	90
Norway	17	43	36	25	51	28	730	68
Denmark	31	44	57	32	59	34	660	79
Sweden	24	42	44	36	63	35	676	74
Finland	33	78	46	28	78	31	633	67
Netherlands	50	59	59	52	80	42	566	88
Belgium	44	73	49	48	84	53	583	58
France	50	71	71	51	64	60	524	105
Portugal	55	59	79	16	42	24	665	55
Spain	64	90	101	50	133	54	425	75
Italy	75	104	118	42	77	58	416	105
Greece	67	38	128	20	53	29	557	101
Switzerland	46	100	59	41	68	91	476	115



Austria	27	77	50	42	46	37	619	99
FRG	44	69	63	47	53	60	581	79
GDR	28	16	126	83	65	46	566	63
Poland	26	45	130	102	140	42	435	69
Czecho-								
slovakia	22	7	131	85	136	46	497	67
Hungary	19	10	138	89	128	92	428	77
Romania	19	6	195	63	180	73	389	68
Bulgaria	24	6	178	69	157	49	437	73
Yugoslavia	26	30	226	33	58	48	511	60
Albania	—	4	443	48	19	12	424	43
USSR	33	5	276	98	99	21	398	66
USSR	33	5	209	98	99	21	465	66
Turkey	36	63	145	34	90	16	559	41
Israel	24	62	113	61	63	28	501	141
Iran	80	49	117	69	65	23	408	174
Pakistan	67	221	128	78	58	6	266	171
India	54	144	114	42	43	12	451	136
Sri Lanka	20	148	136	130	44	4	364	153
Burma	23	39	78	46	54	21	522	213
Indonesia	66	134	159	60	123	15	367	68
Taiwan	52	71	133	132	106	32	359	106
Korea	108	186	157	29	40	47	357	68
Japan	64	32	169	94	105	59	396	74
Egypt	78	72	204	79	70	38	339	110
South Africa	9	88	18	34	34	9	760	47
Canada	80	141	152	53	140	60	252	108
United								
States	55	144	99	96	75	109	276	142
Mexico	74	42	197	100	262	32	218	68
Brazil	109	73	132	46	90	17	456	68
Argentina	230	60	160	35	96	41	317	56

TABLE 7  
THEMATIC EVOLUTION IN SELECTED REGIONS

	1955-59	1960-64	1965-69	1970-74	1975-79	1980-83
<b>Philosophy</b>						
Latin America	94	130	143	127	177	126
Mediterranean countries	38	40	53	68	66	74
FRG, Austria, Switzerland	34	35	39	36	46	57
Other countries	29	34	39	46	42	42
<b>Religion</b>						
Middle East	63	94	102	109	116	134
Indian subcontinent	63	95	106	111	123	137
Poland	19	33	47	49	47	72
GDR	7	7	3	16	19	32
Yugoslavia	10	13	23	46	33	47

France, Belgium, Portugal, Spain	98	106	108	83	59	60
North America	172	146	140	104	122	140
Other countries	46	53	52	46	49	51
<b>Social Sciences</b>						
Western Europe	42	44	65	90	107	67
America	83	105	122	143	139	104
Eastern Europe (GDR, Czechoslovakia, Poland, Hungary, Romania, Bulgaria)	182	156	140	146	154	126
USSR	170	176	151	204	256	255
<b>Pure Science</b>						
GDR, Poland, Czechoslovakia	104	100	96	84	79	58
Balkans	60	52	49	50	39	37
USSR	55	69	89	83	134	126
Other countries	31	45	59	60	57	44
<b>Applied Sciences</b>						
Western Europe	48	45	65	78	91	94
America	58	87	103	94	102	95
Japan	78	105	107	107	107	149
Eastern Europe (incl. USSR)	154	131	113	99	82	73
<b>History, Geography</b>						
America	156	120	110	109	96	55
United Kingdom	200	115	135	131	84	98
Scandinavia	119	105	88	64	49	50
Other countries	86	81	86	78	81	77

TABLE 8  
**500 MOST TRANSLATED AUTHORS**  
 (Annual number of books published)

	1955 1964	1965 1974	1975 1983		1955 1964	1965 1974	1975 1983
Aarons	6	21	3	Anouilh	7	9	4
Aeschylus	14	13	13	(Arabian Nights)	28	30	52
Aesopus	6	9	14	Aragon	11	8	6
Ajtmatov	8	18	26	Aristophanes	12	10	10
Alcott	18	26	26	Aristotle	19	26	23
Amado	7	8	18	Arthur R.		11	19
Ambler	6	13	10	Asimov	8	34	66
Andersen H. C.	60	70	112	Asturias	4	14	8
Anderson P.	2	8	12	Augustin	18	15	13
Andrić	14	9	10	Aurobindo	5	10	8

Austen J.	8	8	11	Ceaușescu	—	36	47
Bagley	—	14	22	Chehov	64	53	49
Baldwin J.	4	14	10	Cervantes	22	20	20
Ballard W. T.	9	16	15	Cesco	3	9	12
Balzac	66	64	52	Chandler	8	12	17
Barth K.	10	10	6	Charles T.	4	7	8
Baudelaire	10	11	17	Charteris	18	24	9
Baum V.	16	12	10	Chase J. H.	16	49	29
Beauvoir	11	30	26	Chatterji Š.	15	6	5
Beckett	8	20	14	Chesterton	18	8	16
Bellow	2	11	16	Cheyney	29	15	7
Benzoni	1	13	17	Chisholm	1	10	9
(Bhagavadgita)	12	11	13	Christie A.	85	108	219
Bianki	11	7	8	Cicero	18	22	18
(Bible, N.T.)	140	145	176	Clarke A.	7	13	24
(Bible, O.T.)	64	94	130	Colette	24	13	14
Blyton	72	117	145	Collins W.	6	7	7
Boccaccio	11	16	15	Collodi	13	14	24
Böll	13	28	26	Conrad	15	17	25
Boileau P.	6	7	14	Cookson C.	3	5	26
Bond M.	1	9	19	Cooper J. F.	29	29	34
Borges	3	13	18	Courths-Mahler	6	20	7
Boulle P.	10	9	5	Cousteau	3	7	13
Bradbury	7	13	18	Creasey	25	24	5
Brand M.	7	22	13	Crichton		9	10
Brecht	21	29	27	Cronin	48	46	37
Brežnev	3	68	142	Čukovskij	14	9	15
Bristow	4	10	9	Curtiss U.	5	8	8
Bromfield	21	10	8	Curwood	13	9	12
Brontë Ch.	12	16	12	von Däniken		9	17
Brontë E.	11	14	10	Dahl R.	3	6	20
Brown C.	37	51	29	Dailey J.			25
Brown F.	6	8	7	D'Ami		6	18
Bruce J.	5	31	7	Daniel-Rops	14	6	1
Buck P.	58	74	66	Dante	16	20	22
Bulgakov	1	18	13	Darwin	6	6	7
Burnett F.	9	8	9	Daudet	19	17	13
Burroughs E.	8	28	19	De Amicis	7	7	15
Caesar	6	8	7	Defoe	31	36	51
Caldwell E.	23	17	8	Deighton	—	9	15
Caldwell T.	9	11	29	De La Roche	15	16	12
Calvino	6	8	14	Delly	18	3	7
Camus	22	35	28	Descartes	8	10	11
Čapek	15	15	14	Dick Ph.	1	5	17
Capote	6	12	12	Dickens Ch.	58	61	67
Carnegie D.	9	9	12	Diderot	8	10	10
Carr J. Dickson	27	17	16	/Walt Disney/	29	55	199
Carroll	11	17	35	Dostoevsky	87	88	78
/Nick Carter/	—	31	41	Doyle A. Conan	32	33	50
Cartland B.	3	20	116	Dreiser	17	12	9

Druon	10	10	10	Gogol	37	37	32
Dürrenmatt	11	13	7	Goldoni	9	7	6
Dumas (fils)	6	7	7	Golon A.	9	22	22
Dumas (père)	48	59	53	Goncharov I.A.	9	5	6
Du Maurier	23	28	22	Gordon R.	11	10	9
Durant W.	10	11	9	Gor'kij	84	75	67
Durrell G.	4	10	15	Goscinnny	—	15	80
Eden D.	1	14	14	Goudge E.	8	10	9
Eliade	4	6	13	Graham B.	5	10	8
Eliot T.S.	8	9	6	Graham W.	5	7	8
Engels	66	56	45	Grass G.	2	9	12
Erasmus	6	12	8	Graves R.	6	6	13
Erenburg	17	10	7	Gray B.	4	18	6
Esenin	4	9	8	Grée A.	—	15	17
Euripides	14	15	15	Greene G.	48	43	49
Evely L.	3	16	4	Grey Z.	28	31	20
Eysenck	3	7	13	Grimm, brothers	51	65	120
Fadeev	10	7	7	Gripe M.	1	6	15
Farley	8	8	6	Grover M.	10	47	44
Fast H.	15	15	18	Guardini R.	21	5	2
Faulkner	25	28	18	Guareschi	8	14	11
Fedin K.A.	10	4	5	Guillot R.	12	15	6
Feuchtwanger	15	9	6	Häring B.	3	14	4
Fischer M.L.	2	8	21	Haggard, H.R.	12	14	9
Fitzgerald F.	7	11	15	Hailey A.	3	15	20
Flaubert	22	26	26	Halliday B.	14	17	2
Fleming I.	10	47	16	Hammet D.	5	10	13
Forester C.S.	13	11	8	Hamsun K.	18	13	14
Forsyth F.		7	25	Han, Suyin	7	11	6
France A.	19	11	12	Hardy T.	10	10	11
Frank A.	9	5	7	Hartog J.	7	9	4
Freud	15	32	35	Hašek	12	10	12
Frisch M.	6	9	10	Hassel S.	4	12	17
Fromm	8	23	36	Hauff W.	9	8	7
Gajdar	23	15	18	Hawthorne	11	9	9
Galbraith	5	13	15	Hegel	8	17	17
Gallico	16	22	17	Heidegger	6	7	8
Galsworthy	14	18	9	Heine	10	7	7
Gamzatov	3	7	12	Heinlein	5	12	21
Gandhi M.	14	11	6	Hemingway	49	65	62
Garaudy	3	12	7	Henry O.	8	8	6
García Lorca	13	12	14	Hergé	6	16	30
García Márquez	—	7	29	Hesse H.	15	35	49
Gardner E.S.	73	57	46	Heyer G.	7	20	33
Gary R.	6	6	11	Heyderdahl	13	11	10
Gaskin C.	5	11	15	Higgins J.		3	28
al Ghazzali	4	10	8	Highsmith P.	3	9	19
Gibran	6	10	24	Hikmet	8	7	7
Gide	19	22	11	Hitchcock	4	18	31
Goethe	37	36	38	Hodakov Ju.V.	1	1	23

Hoffmann E.T.A.	7	9	11	Lang M.	3	10	12
Holt V.	5	20	37	Lawrence D.H.	17	19	24
Homer	31	36	36	Laxness	14	8	7
Horatius	8	7	6	Leblanc M.	14	16	9
Howard H.	6	9	10	Le Carré	2	17	23
Hoxha E.	2	6	25	Lem S.	5	11	29
Hruščev	116	2	1	Lenin	226	269	418
Hugo	41	44	33	Leonov L.	8	9	4
Huxley A.	18	19	24	Lermontov	15	10	10
Ibsen	19	16	18	Leskov	10	9	6
Innes H.	15	12	16	Lessing D.	2	5	20
Ionesco	6	11	7	Lewis C.S.	9	7	21
Irish W.	8	8	7	Lewis S.	14	8	3
James H.	8	14	17	Lindgren A.	27	46	53
Janson, Hank	6	31	16	Lobsang Rampa	3	9	25
Jansson T.	4	12	14	Lofting H.	6	9	7
Jaspers	8	11	4	London J.	53	68	107
Joannes XXIII	11	10	3	Lorenz K.	2	9	10
Joannes Paulus II			52	Lukacz G.	5	12	12
Johns W.E.	30	32	10	Luther M.	10	9	8
Jones J.	6	7	7	McBain E.	17	27	34
Joyce	6	12	15	MacDonald J.D.	6	17	9
Jung C.G.	9	14	17	MacDonald J.R.	7	13	18
Kästner E.	19	18	12	MacDonnell J.E.	4	13	3
Kafka	13	25	29	Machiavelli	8	8	11
Kalidasa	14	9	8	MacInnes H.	3	11	7
Kane H.	8	9	3	MacLean A.	18	59	76
Kant I.	9	16	13	Mailer N.	4	15	11
Kardelj	5	2	12	Majakovskij	21	23	18
Kataev	14	13	12	Makarenko	17	10	14
Kawabata	2	13	7	Makaryčev			40
Kazantakes	12	15	13	Mallorqui J.	18	3	—
Keene D.	11	7	2	Malot H.	10	10	8
Kent L.	13	29	25	Malraux	7	10	10
Kierkegaard	18	13	12	Mann T.	27	28	28
Kipling	28	28	31	Mao, Tse-tung	16	27	31
Kirst H.H.	15	23	17	Marcuse	1	16	9
Kishon	2	10	20	Marryat F.	9	7	7
Koestler	8	10	9	Maršak S.Ja.	17	11	16
Kolmogorvo	1	1	48	Marsh N.	8	12	10
Konsalik	6	21	56	Marx K.	73	112	157
Krishnamurti J.	6	9	18	Masterson L.		9	34
Krupskaja	14	12	7	Mather A.		—	29
Kuprin	10	7	12	Maugham	48	37	21
La Fontaine	8	9	22	Maupassant	46	41	29
Lafuente E.	8	25	7	Mauriac F.	24	14	6
Lagerkvist P.	8	8	3	Maurois	29	24	14
Lagerlöf S.	21	13	17	May K.	26	51	25
L'Amour	7	20	21	Melville H.	17	22	26
Landau L.D.	6	14	16	Mérimée	13	8	9

Merton T.	10	7	4	Puzo M.		9	12
Michener	9	8	15	al Qoran	8	8	11
Mihalkov	14	6	10	Queen E.	32	42	32
Miller A.	9	10	6	Quentin P.	15	14	7
Miller H.	13	25	28	Quoist M.	8	14	8
Milne	7	12	16	Rahner K.	9	24	12
Molière	21	27	25	Raspe	8	6	7
Monsarrat N.	11	7	5	Reich W.	4	9	12
Montgomery L.M.	8	10	7	Reid T.M.	11	8	10
Moravia	25	40	26	Remarque	24	28	20
Moro M.I.		3	33	Rilke	14	10	14
Morris D.	—	11	11	Robbins H.	4	22	48
Murdoch I.	4	14	11	Robeson K.		10	10
Muskett N.	6	4	4	Rodari G.	9	10	14
Nabokov	10	16	16	Rolland R.	26	18	12
Neruda	4	15	25	Rousseau	15	16	15
Nietzsche	10	18	28	Russell B.	25	33	21
Nin A.	1	3	21	Sade	3	13	10
Nosov N.N.	23	8	11	Sadoveanu	12	6	6
'Omar Khayyam	10	9	8	Sagan F.	20	23	28
Orwell	6	12	15	Saint-Exupéry	16	22	25
Ostrovskij N.	11	9	12	Salgari	19	10	41
Overholser	7	13	3	Salinger	5	11	10
Ovid	9	15	10	Sand G.	7	9	10
Parker B.	20	11	5	Saroyan	12	8	8
Parkinson C.	5	10	8	Sartre	28	43	39
Pascal	7	7	6	Sayers D.	12	15	14
Pasternak	14	12	6	Scarry R.	1	14	40
Patten L.	5	12	13	Schiller F.	16	10	9
Paul VI	2	33	14	Schlink M.B.	2	12	12
Paustovskij	14	16	11	Schulz Ch. M.	1	20	35
Pavese	5	10	10	Schweitzer A.	11	6	3
Peale N.	5	4	14	Scott W.	28	26	29
Perel'man Ja.I.	8	6	10	Seneca	7	10	9
Perrault	20	20	79	Shakespeare	120	103	99
Peryškin A.V.	1	2	18	Shalom Aleichem	9	8	4
Peterson H.	6	11	13	Shaw G.B.	19	13	10
Piaget	4	25	28	Shaw I.	10	7	28
Pirandello	13	11	8	Sheen F.	17	2	—
Plato	37	42	36	Shirreffs	4	10	6
Plautus	7	9	5	Shute N.	19	12	6
Plehanov	10	5	10	Sienkiewicz	17	19	12
Plutarchus	10	9	8	Silverberg	—	7	17
Poe	24	31	40	Simak C.D.	2	8	12
Polevoj	11	8	9	Simenon	72	120	91
Prather R.	12	13	5	Simonov	8	14	14
Priestley J.B.	8	8	4	Singer I.B.	1	9	32
Proust	9	13	17	Slaughter F.	22	41	33
(Puras)	4	7	13	Šolohov	36	28	25
Pushkin	46	42	42	Sol ženicyn	4	36	29

Sophocles	20	22	18	Updike	1	11	12
Spillane M.	27	26	14	Uris L.	9	18	18
Spock B.	8	11	9	Van Vogt A.	2	10	13
Spyri J.	20	17	42	Vergilius	14	15	17
Stalin	20	8	14	Verne J.	113	124	176
Steinbeck	51	50	34	Vernes H.	12	11	—
Steiner R.	10	16	34	Vilenkin N. Ja.		4	24
Stendhal	32	32	32	de Villiers G.		6	26
Stevenson R.L.	40	50	68	Vivekananda	9	17	11
Stewart M.	6	15	15	Voltaire	17	14	15
Stone I.	8	12	11	Vonnegut K.	—	6	15
Stout R.	16	22	23	de Vries A.	8	7	5
Stowe H.B.	16	19	19	Wahlöö and Sjöwall	18	34	
/Stratemeyer/	38	80	71	Wallace E.	28	41	54
Strindberg	11	19	18	Wallace I.	2	10	22
Susann J.		6	16	Wallace L.	13	6	8
Suteev V.G.	11	7	5	Waltari M.	11	8	9
Swift J.	20	22	30	Wells H.	12	3	5
Tacitus	6	8	8	Wells H.G.	18	16	22
Tagore R.	52	32	22	Werner L.	6	7	25
Teilhard de Chardin	8	22	7	West M.L.	8	25	36
Tellado C.	16	18	3	Westlake D.	1	18	13
Thackeray	12	7	8	White E.G.	8	11	15
Thomas à Kempis	9	5	7	Wilde O.	23	27	35
Thomas Aquinas	11	9	7	Wilder L.	9	7	15
Tito	6	7		Wilder T.	8	8	11
Tolkien	2	10	25	Williams T.	8	7	10
Tolstoy A.N.	28	16	20	Winspear V.	—	3	20
Tolstoy L.N.	117	95	100	Wodehouse	21	14	19
Toynbee	10	10	7	Wolde G.		5	21
Traven B.	8	8	11	Woolf V.	5	5	21
Trevor	4	10	7	Wouk	7	7	10
Trockij	6	23	22	Yerby	8	12	18
Troyat	10	13	12	Zilahy L.	7	9	5
Turgenev	46	37	29	Živkov	5	10	16
Twain	59	67	80	Zola	49	43	33
Undset S.	14	9	6	Zweig S.	35	26	20

TABLE 9  
AUTHOR'S SPECTRA (1975-1979)  
(per 10,000 translated books)

E — United Kingdom, United States; EE — GDR, Poland, Czechoslovakia, Hungary, Romania, Bulgaria; Fr — France; G — FRG, Austria, Switzerland; It — Italy; J — Japan; LA — Latin America; NB — Netherlands, Belgium; Sc — Norway, Denmark, Sweden, Finland; Sp — Spain; T — Turkey; Y — Yugoslavia.

	E	Sc	NB	Fr	Sp	It	G	EE	Y	USSR <sup>1</sup>	T	J	LA
Alcott		1	1	2	49	18	...				8	6	17

Andersen (Arabian Nights)	22	11	20	28	69	11	7	16	34	20	27	16	4
Asimov	5	8	9	4	42	15	6	6	6	7	27	2	
Balzac	10	9	16	13	27	19	9	1	13	1	2	22	21
Beauvoir	3	2	2		12	6	10	19	51	7	20	11	4
(Bible, N.T.)	65	8	44	57	82	43	49	2			11	1	8
(Bible, O.T.)	50	4	38	62	52	42	46	29	6		9	14	48
Blyton		75	48	38	43	3	52	15	3			2	8
Böll	11	9	23	5	4	11	1	3	5		57	4	
Brecht	11	5	5	4	5	10	...	9	6	2	2	2	3
Brežnev	2	3		3	1	3	1	21	3	216	14	2	
Brown C.		30	1	37			14				9		
Buck		7	10	20	22	15	39		34		9	7	4
Carrol	2	2	8	12	21	8	3	3	22	3	16	10	4
/Nick Carter/ Cartland		47	24				7					1	1
Ceauşescu		57	22	20			17				236		94
Chehov	12	4	7		4	11	11	73	20	22	12	7	1
Chase		8	2	10	4		8	2	2		7	2	
Christie	1	50	39	37	26	9	72	11	83	1	93	54	44
Cookson		11	29	2	2		11				2		
Cooper		5	5	11	11	11	9	10	2	5	9	1	3
Cronin		3	5	13	2	28	19	3	24	1	24	11	7
Defoe		5	9	11	26	12	9	10	29	4	29	7	3
Dickens	1	8	11	14	36	13	17	10	21	4	18	7	5
/Walt Disney/	1	114	9	76	35	14	25		24	2	7	5	3
Dostoievsky	8	7	12	6	22	13	18	20	50	10	23	28	3
Doyle		6	4	10	2	3	10	5	3	4	7	27	3
Dumas (père)	9	8	3		21	23	12	14	6	17	20	11	8
Engels	1	3		2	8	7		8	27	36	45	7	4
Freud	9	2	5	9	20	37	1	1	16		16	3	19
Fromm		5	3	5	7	8	7	1	13		14	3	33
Gardner		4	11	3	1	5	25	5			25	24	7
Goethe	12	4	5	6	7	9	1	8	13	9	7	11	
Gogol'	4	4	5	3	2	4	7	10	29	5	9	5	1
Gor'kij	5	9	2	4	16	6	7	27	38	33	98	5	3
Gosciny	35	50		1	40	1	13	—		—	14	1	8
Greene		15	8	18	4	28	21	8	5	1	2	9	4
Grimm	39	29	20	36	139	55	1	4	42	8	41	3	17
Grover		83	2				1						
Hemingway		5	8	10	13	12	22	11	40	8	20	7	19
Hesse	13	10	16	8	33	6	—	2	19	1	2	8	42
Heyer		1	5	1	2	7		—			5		
Hitchcock		16	1	5	3	13	8				2	3	6



Holt		14	8	5	6		16	—	14		14	1	7
Homer	6	5	8	7	24	8	6	3	14	3	9	1	7
Hoxha	1	3	1	3		1	2				41		
Hugo	3	3	3		8	4	2	10	9	10	38	6	3
Kipling		3	2	10	9	10	5	8	9	8	25	2	1
Kolmogorov	1			1	—			1		83		2	2
Konsalik	15	3	70	35	1	1	6		14		5		10
Lem	10	3	2	5	5	2	10	8	10	2		5	1
Lenin	4	6	1	19	21	5	3	93	55	456	316	7	
Lindgren	20	36	15	1	7	8	20	4	16	5	7	6	
Lobsang													
Rampa			1	6	16						2	1	96
London		22	5	42	12	35	47	34	45	19	117	4	7
McBain		23	10	9	8	4	7	3		5	22	1	
Maclean		49	76	5	6	19	14	3	10	—	14	14	3
Mann T.	10	4	5	7	9	8	1	12	6	4	2	3	8
Mao	9	6	5	86	10	11	4		5		61	2	
Marx	20	10	7	27	31	37	1	39	136	106	110	16	18
Masterson	9	49			2		1						
Maupassant	7	2	10		2	8	9	8	5	5	7	5	1
May	3	—	36		15	11		6	11			3	1
Miller H.		3	1	12	9	6	14	1	10			4	5
Neruda	9	7	2	8		4	5	12	22	6	7	2	3
Perrault	11	—	13	3	122	6	2	4	10	2	41	2	3
Piaget	15	2	1	1	13	9	9	1	3			9	44
Plato	13	3	6	5	10	4	12	3	9	—	5	13	10
Poe	1	3	7	14	15	7	12	3	9	2	7	4	8
Pushkin	12	1	2	2	—	5	5	15	24	23	7	3	
Queen		5	34	3	9	5	12	2			2	32	1
Robbins H.		11	12	5	24	10	12		6		41	4	30
Sagan F.	8	3	20		6	10	5	—	53	1	2	8	9
Salgari			2	1	78		2	—	6	1			9
Sartre	9	5	11	1	2	9	22	1	6		5	4	25
Scarry	1	36	22	8	14	2	7					5	1
Scott W.		2	4	8	18	5	5	8	3	3	5	2	5
Shakespeare	3	9	3	14	24	25	22	32	37	6	2	15	18
Shaw I.		7	10	8	7	8	6	3	10		7	2	12
Simenon	56	20	67		22	27	29	6	3	3		45	9
Sjöwall	9	20	11				11	3	2	—	14	14	1
Slaughter		7	7	21	25	8	14				2		14
Šolohov	2	2					2	15	10	22	14	2	
Solženicyn	21	8	9	10	6	14	14				16	6	7
Spyri	1	3	16	2	75	4		—	18	—	41	3	3
Steinbeck		17	7	6	5	9	5	3	6	1	50	4	1
Steiner	10	11	10	14	—	13	4					4	7

Stendahl	5	—	1		8	21	5	10	13	10	5	4	5
/Stratemeyer/ Swift		89	25	16	91	11	21	1	6		14	1	41
		1	4	9	22	6	4	3	19	3	14	3	
Tolstoy L.	13	6	9	11	17	23	16	24	103	45	32	18	3
Trockij	25	1	1	12	12	7	7				18	8	15
Turgenev	13	2	6	3	1	5	4	13	14	10		2	2
Twain		12	6	9	32	11	25	14	34	8	23	20	13
Verne	12	32	29	182	38	48	34	56	12	81	15	14	
Vilenkin				1				1		39			
Wallace E.		3	33	3	—	6	40					1	9
West M.		5	8	10	20	8	15	1	6		11	1	46
Wilde		2	2	8	17	10	13	5	5	2	2	9	7
Wolde	12	23	8	8		3	5					8	
Zola	2	—	2		10	6	15	17	24	2	9	2	2

I. Makaryčev 62, Moro 58.

Fig. 1 : PROPORTION OF TRANSLATED BOOKS AND THE SIZE OF THE COUNTRY

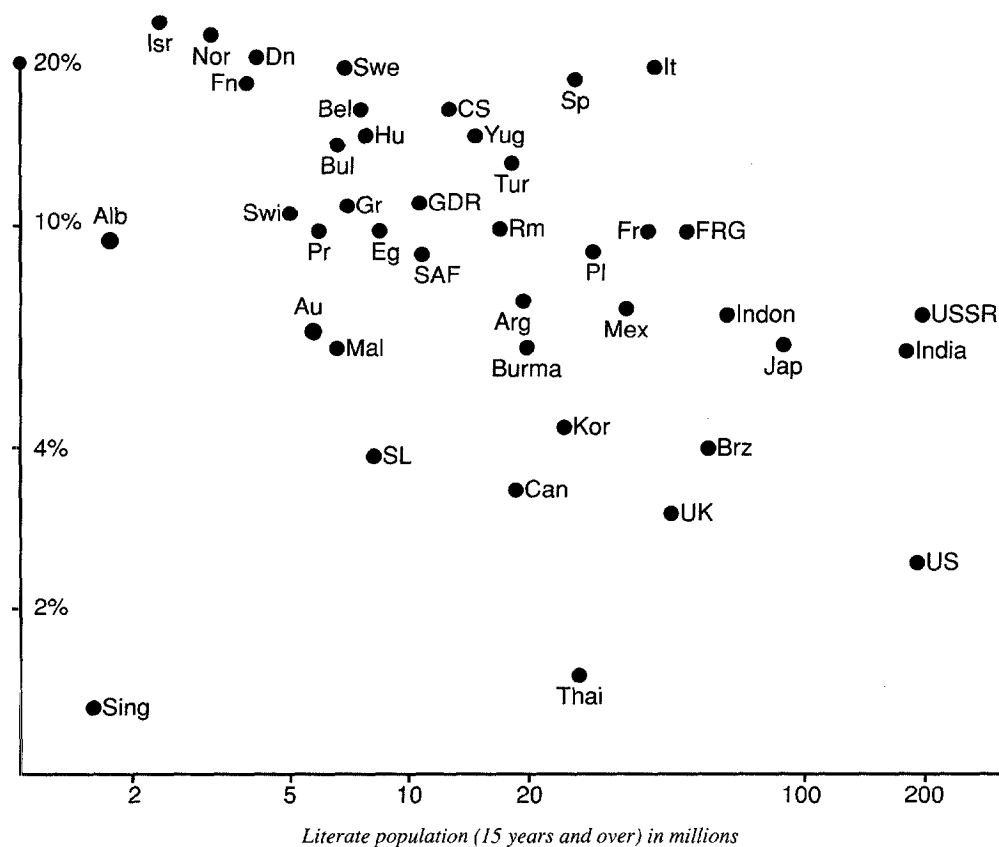
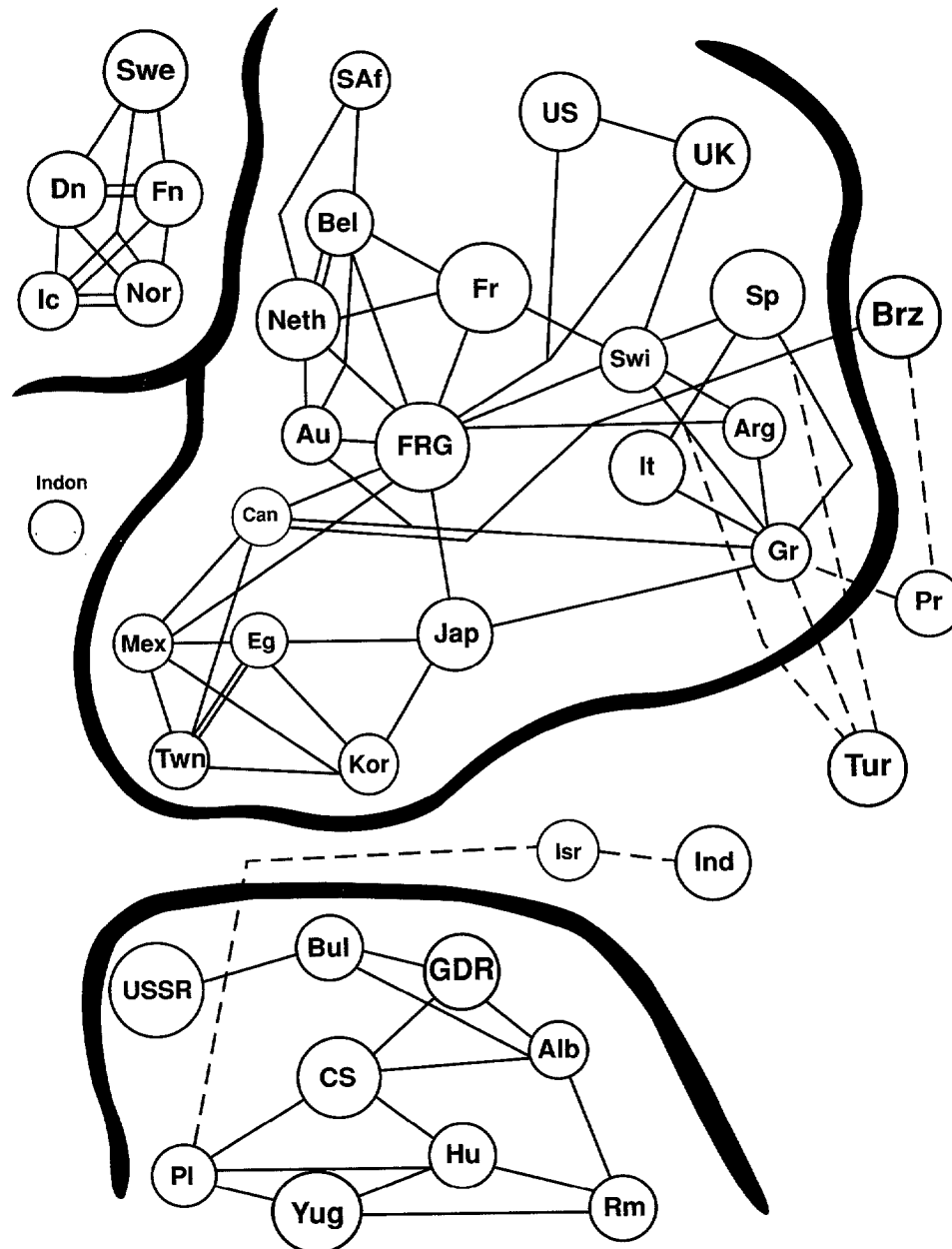


Fig. 2 : LINGUISTIC CLUSTERS OF COUNTRIES, 1960-1983



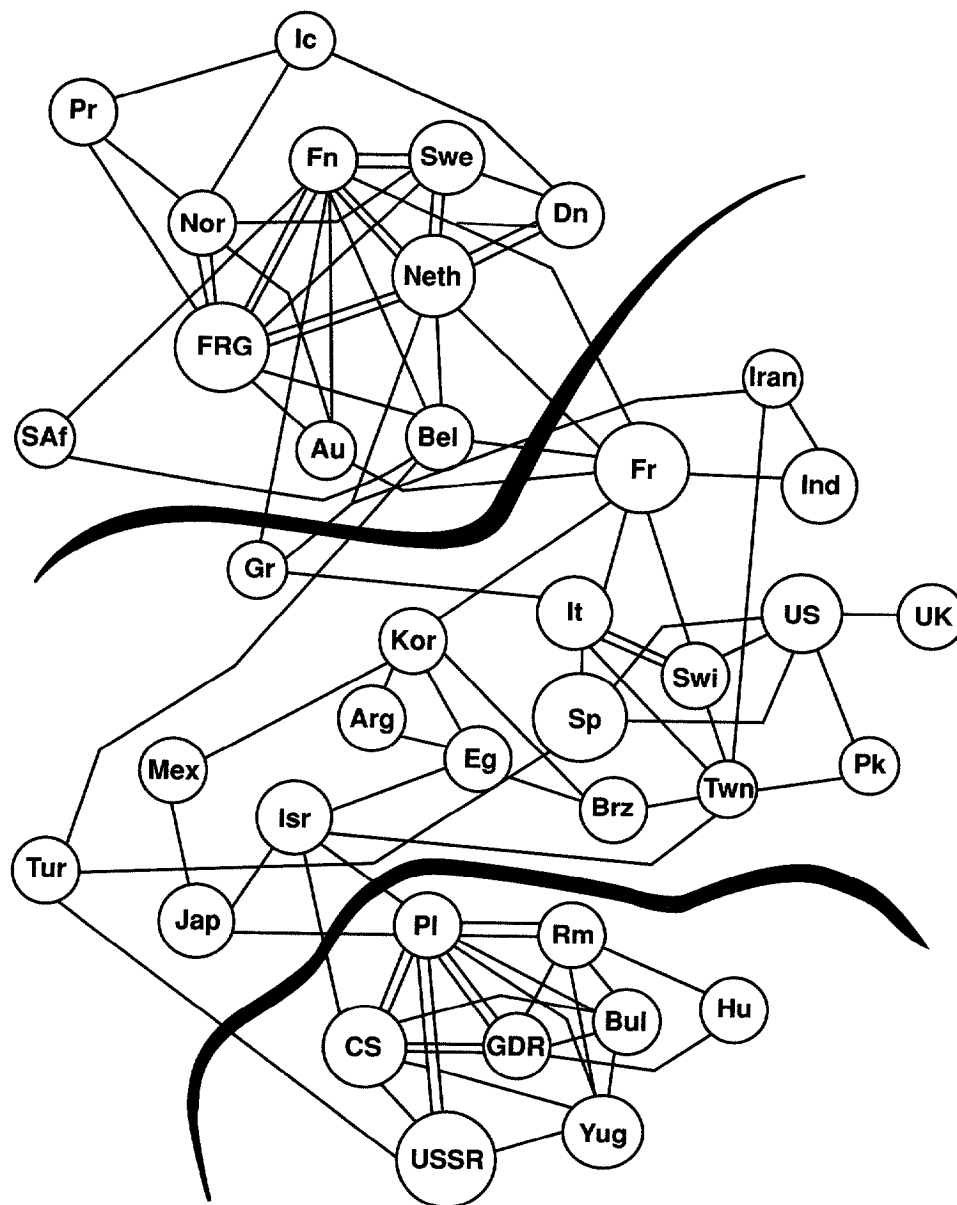
**Fig. 3 :** THEMATIC CLUSTERS OF COUNTRIES, 1960-1964

Fig. 4 : THEMATIC CLUSTERS OF COUNTRIES, 1975-1979

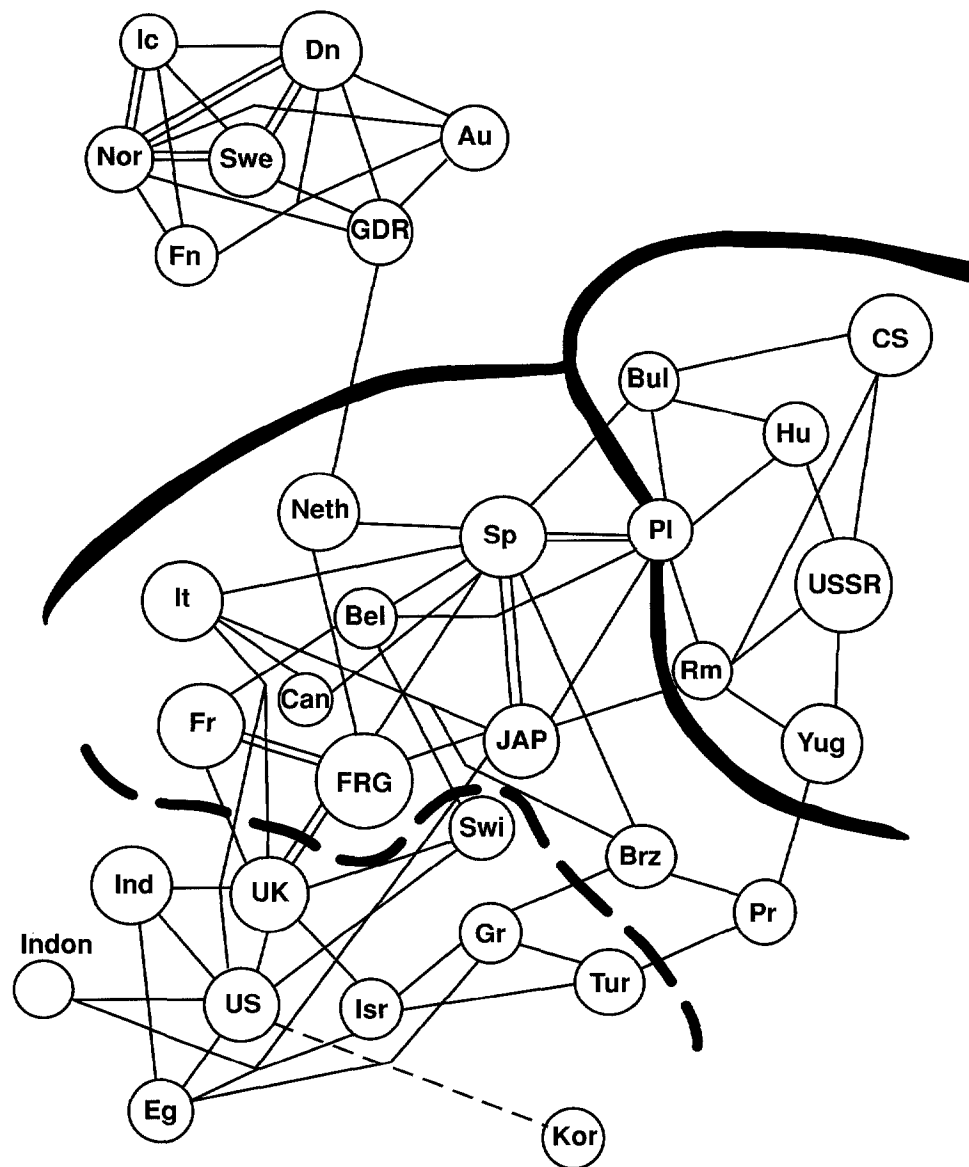


Fig. 5 : THEMATIC CLUSTERS OF COUNTRIES, 1980-1983

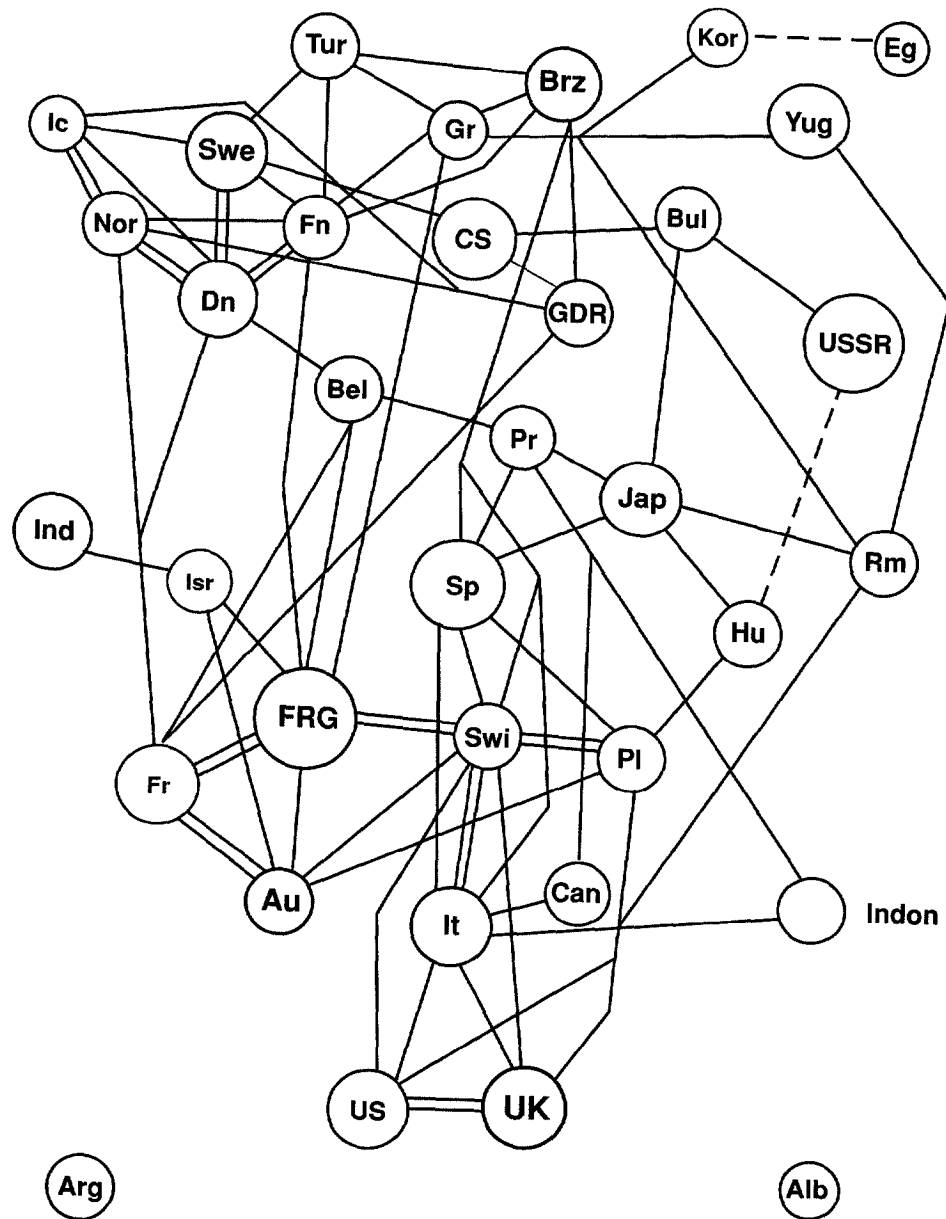


Fig. 6 : AUTHORS' CLUSTERS OF COUNTRIES, 1975-1979

