

# A Preliminary Examination of the Cost Savings and Learning Impacts of Using Open Textbooks in Middle and High School Science Classes

David Wiley, John Levi Hilton III, Shelley Ellington et Tiffany Hall

Volume 13, numéro 3, juin 2012

URI : <https://id.erudit.org/iderudit/1067235ar>  
DOI : <https://doi.org/10.19173/irrodl.v13i3.1153>

[Aller au sommaire du numéro](#)

Éditeur(s)

Athabasca University Press (AU Press)

ISSN

1492-3831 (numérique)

[Découvrir la revue](#)

Citer cet article

Wiley, D., Hilton III, J., Ellington, S. & Hall, T. (2012). A Preliminary Examination of the Cost Savings and Learning Impacts of Using Open Textbooks in Middle and High School Science Classes. *International Review of Research in Open and Distributed Learning*, 13(3), 262–276. <https://doi.org/10.19173/irrodl.v13i3.1153>

Résumé de l'article

Proponents of open educational resources claim that significant cost savings are possible when open textbooks displace traditional textbooks in the classroom. Over a period of two years, we worked with 20 middle and high school science teachers (collectively teaching approximately 3,900 students) who adopted open textbooks to understand the process and determine the overall cost of such an adoption. The teachers deployed open textbooks in multiple ways. Some of these methods cost more than traditional textbooks; however, we did identify and implement a successful model of open textbook adoption that reduces costs by over 50% compared to the cost of adopting traditional textbooks. In addition, we examined the standardized test scores of students using the open textbooks and found no apparent differences in the results of students who used open textbooks compared with previous years when the same teachers' students used traditional textbooks. However, given the limited sample of participating teachers, further investigation is needed.

Copyright (c) David Wiley, John Levi Hilton III, Shelley Ellington et Tiffany Hall, 2012



Ce document est protégé par la loi sur le droit d'auteur. L'utilisation des services d'Érudit (y compris la reproduction) est assujettie à sa politique d'utilisation que vous pouvez consulter en ligne.

<https://apropos.erudit.org/fr/usagers/politique-dutilisation/>


**érudit**

Cet article est diffusé et préservé par Érudit.

Érudit est un consortium interuniversitaire sans but lucratif composé de l'Université de Montréal, l'Université Laval et l'Université du Québec à Montréal. Il a pour mission la promotion et la valorisation de la recherche.

<https://www.erudit.org/fr/>

## A Preliminary Examination of the Cost Savings and Learning Impacts of Using Open Textbooks in Middle and High School Science Classes



David Wiley and John Levi Hilton III  
Brigham Young University, USA  
Shelley Ellington and Tiffany Hall

### Abstract

Proponents of open educational resources claim that significant cost savings are possible when open textbooks displace traditional textbooks in the classroom. Over a period of two years, we worked with 20 middle and high school science teachers (collectively teaching approximately 3,900 students) who adopted open textbooks to understand the process and determine the overall cost of such an adoption. The teachers deployed open textbooks in multiple ways. Some of these methods cost more than traditional textbooks; however, we did identify and implement a successful model of open textbook adoption that reduces costs by over 50% compared to the cost of adopting traditional textbooks. In addition, we examined the standardized test scores of students using the open textbooks and found no apparent differences in the results of students who used open textbooks compared with previous years when the same teachers' students used traditional textbooks. However, given the limited sample of participating teachers, further investigation is needed.

**Keywords:** Cost; open educational resources; remix; reuse; open textbooks; electronic textbooks; open access

### Introduction

Public education budgets continue to shrink while the public's expectations for the performance of its educational institutes continue to increase. This tension places many school districts in a difficult position as they attempt to find ways to do more with less (Odden et al., 2007). Over the last two decades, textbooks and other educational resources have repeatedly undergone scrutiny in an effort to determine whether the amount of learning they facilitate justifies their costs (Card & Krueger, 1996; Chaudhary, 2009; Hanushek, 2002). Open education resources (OER), educational materials that are available at no cost and

under open copyright licenses or in the public domain, offer an alternative to traditional textbooks and resources. According to the Organization for Economic Co-operation and Development (OECD), “the definition of OER currently most often used is ‘digitized materials offered freely and openly for educators, students, and self-learners to use and reuse for teaching, learning, and research’” (OECD, 2007, p.10). In addition to potentially saving school and district resources, OER can also be adapted to individual circumstances, printed on demand or used in digital formats, and leveraged to enable new pedagogical practices.

## Background and Literature

Despite over a decade of research, development, foundation funding, and other efforts, open educational resources (OER) have yet to show a discernable impact on public education in the United States. Open education resources are often used in distance education programs in a supplementary fashion alongside traditionally copyrighted materials (Butcher & Wilson-Strydom, 2008). However, open textbooks can also be used in classrooms to replace expensive, proprietary textbooks. Several teachers in higher-education settings have examined the possibility of substituting open textbooks for proprietary textbooks (e.g., Baker, 2008; Baker, Thierstein, Fletcher, Kaur, & Emmons, 2009), but K–12 education has been slower to respond to the open textbook opportunity. This delay is partly attributable to textbook selection processes that are typically slow and bureaucratic (Armstrong & Bray, 1986; Watt, 2009; Frydenberg, Matkin, & Center, 2007).

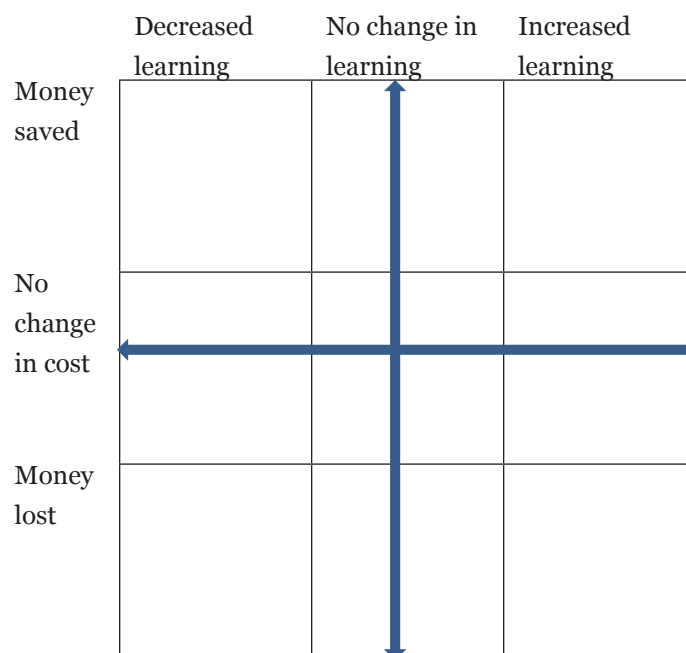
As public education budgets have tightened, open educational resources have become part of the educational conversation as a potential source of cost savings (Odden et al., 2007). However, in addition to bureaucratic adoption hurdles, educators lack appropriate research data to support a decision to use or reject open textbooks. But a small and growing body of research about OER effectiveness does exist. For example, OER allow teachers and students to remix content in locally meaningful ways (D’Antoni, 2009), to share a variety of types of learning resources (Downes, 2007), and to enable the best resources for teaching a specific topic to be more easily found (Gurrell & Wiley, 2008). OER have received considerable attention in higher education (Baker, 2005; Koch, 2006), and researchers are examining the question of how students are receiving open textbooks and how these textbooks affect student learning (Frith, 2009). Petrides, Jimes, Middleton-Detzner, Walling, and Weiss (2011) have begun a study examining how using an open textbook affects teacher and student experience. Nevertheless, no existing research empirically validates the arguments that (1) open educational resources can save K–12 public schools money, or (2) that open educational resources can promote deeper learning for students in K–12 public schools.

Curriculum materials are an important part of student learning and represent a significant, recurring cost to public schools (Ansari, 2004). In the United States, core high-school science textbooks (without supplemental materials) from commercial publishers available on Amazon.com cost \$80–\$120 per copy, and teacher editions typically cost over \$100 per copy. More problematically, the economic difficulties presented by the rising cost of textbooks can translate directly into pedagogical challenges. In the best cases, where schools/

districts can afford to provide students with up-to-date textbooks, these materials must be preserved and reused for several years. Consequently, this preservation mindset translates into prohibitions on student highlighting or note taking in textbooks, which makes studying cumbersome and difficult. This is unfortunate because annotating textbooks has been shown to be an effective learning strategy (Simpson & Nist, 1990; Lebow, Lick, & Hartman, 2004; Wolfe & Neuwirth, 2001; Annis & Davis, 1978; Fowler & Baker, 1974). In other cases, students are forced to share books or go without them because their school or district cannot afford to purchase textbooks in a difficult budget year (Orfield & Lee, 2005). Clearly, textbook sharing arrangements prevent many students from being able to take books home for after-school study.

### Context of the Present Study

As stated, this study examines issues of both the cost effectiveness and the educational effectiveness of open textbooks compared to traditional textbooks. Figure 1 shows possible outcomes of this study.



*Figure 1.* Possible outcomes in cost and education when using OER.

In the present study, seven middle- or high-school science teachers in the state of Utah replaced their commercial textbooks with open textbooks for one academic year. The teachers were instructed to continue to supplement the text with online and additional materials and activities in ways consistent with their previous classroom practices.

The textbooks used in the study are published by the CK-12 Foundation, the largest publisher of K–12 open textbooks in the United States. The CK-12 authoring model uses classroom teachers to do the initial writing, with subsequent review and refinement by subject-

matter experts (e.g., university faculty with PhDs in the content areas).

In this article, we report three key findings from the study. First, we describe the costs of printing books during the 2010–2011 school year. Second, we explain how we applied lessons learned from the 2010–2011 experience that significantly reduced the costs of printing books for the 2011–2012 school year. Finally, we discuss how students who used the open textbooks performed on the state’s standardized test for the 2011–2012 school year compared with students who studied the same subject under the same teachers in previous years using commercial textbooks.

## Participants

Teacher participants were drawn from three of the largest public-school districts in Utah. These districts educate about one fourth of all Utah’s school children (approximately 120,000) and employ over 4,000 teachers. Each teacher customized his/her open textbook to a different degree (editing, adding, and removing material), which drastically impacted the costs of the books, as described below. As instructed, teachers continued to supplement the open textbooks with additional resources and activities in exactly the same manner that they have historically supplemented traditional textbooks.

Approximately 1,200 students used open textbooks during the 2010–2011 portion of this study. Most used printed versions of the open textbooks, while approximately 300 used online versions of the books on netbooks or iPads.

At the beginning of the study, researchers and representatives from CK-12 met with participating teachers and provided one day of training regarding open educational resources, CK-12 textbooks, and the technical platform provided by CK-12 for adapting books; another full day of training was dedicated to hands-on practice in adapting textbooks with support provided directly by CK-12 personnel and researchers.

## Methodology: 2010–2011

In order to determine whether a cost savings was associated with using open textbooks, we compared the price of adopting open textbooks to the price of adopting traditional textbooks. Although significant effort can go into locating, vetting, and selecting open textbooks, there is also significant effort put into locating, vetting, and selecting traditional textbooks. Consequently, we do not factor these costs into our comparison.

Because open textbooks are designed to be adapted and modified for the local context in which they are used, the time spent in the adaptation process can be a significant factor in the cost of adopting such textbooks. Consequently, we explicitly accounted for the time teachers spent modifying open textbooks when comparing these costs to the market price of a comparable traditional textbook. The amount of time participating teachers spent modifying the open textbooks varied widely (see Table 1).

Table 1

*Summary of Teacher Efforts to Modify Open Textbooks 2010–2011*

Teacher identifier	% of book modified (self-report)	Hours spent modi- fying (self-report)	Estimated modifi- cation cost
Teacher A	10%	20	\$600.00
Teacher B	50%	4	\$120.00
Teacher C	40%	24	\$720.00
Teacher D	1%	6	\$180.00
Teacher E	0%	0	\$0.00
Teacher F	75%	60	\$1,800.00
Teacher G	17%	10	\$300.00

The reader may note that the amount of time spent does not correlate with the amount of modification (e.g., Teacher B spent 4 hours modifying 50% of the book, but Teacher C spent 24 hours modifying 40% of the book). This is true because some quick modifications can result in large changes to a book (e.g., removing chapters), while other changes that require a significant investment of time may only result in small percentage modifications (e.g., rewriting an example). Teacher E reported no modification because s/he adopted the modified textbook adapted by Teacher F. Teacher D made essentially no changes to his/her book.

Once teachers had modified and adapted the textbooks according to their needs, CK-12 personnel reviewed the textbooks for clarity and accuracy. (Because CK-12 provides these and other services freely to everyone, we do not factor these costs into our comparison.) Each teacher then chose the way he/she wanted the textbook to be bound and distributed to his/her students. Of the seven teachers, three (Teachers B, C, and D) chose a loose-leaf option (printed on three-hole-punched paper and assembled in a three-ring binder), two (Teachers E and F) chose to print with a perfect-bind option (a print-on-demand, paper-back format), and two chose to go completely digital with no printing.

In calculating the total cost of implementing the open textbooks in classrooms, we (1) summed the money paid to teachers for participating in professional development/training activities, (2) estimated the monetary value of the unpaid time teachers spent making their adaptations (at a rate of \$30 per hour), and (3) added these to the printing costs (including printing, binding, tax, and shipping or delivery costs). In calculating the total cost of traditional textbooks, we obtained from the school district offices that handle textbook selection and purchasing the amounts that schools in our study typically spend on comparable traditional textbooks. While shipping and other costs are certainly incurred when traditional textbooks are purchased, we do not account for these costs. Consequently, the cost of tradi-

tional textbooks is underestimated in our comparison.

### Cost Results: 2010–2011

The cost data described above are summarized and juxtaposed with relevant student data in Table 2.

Table 2

*Summary of Cost Data for Open and Traditional Textbooks 2010–2011*

Teacher identifier	Cost of teacher modification efforts	Cost of printing and shipping open textbook	Total open textbook cost	Traditional textbook cost (per year)	Total savings or (loss) of open textbook	Students served	Savings or (loss) of open textbook per student
A	\$600.00	\$0.00	\$600.00	\$1,565.71	\$965.71	137	\$7.05
B	\$120.00	\$2,839.47	\$2,959.47	\$2,514.29	(\$445.18)	220	(\$2.02)
C	\$720.00	\$4,483.13	\$5,203.13	\$2,171.43	(\$3,031.70)	190	(\$15.96)
D	\$180.00	\$9,935.36	\$10,115.36	\$2,811.43	(\$7,303.93)	246	(\$29.69)
E	\$0.00	\$918.47	\$918.47	\$1,280.00	\$361.53	112	\$3.23
F	\$1,800.00	\$1,574.16	\$3,374.16	\$2,171.43	(\$1,202.73)	190	(\$6.33)
G	\$300.00	\$0.00	\$300.00	\$2,308.57	\$2,008.57	202	\$9.94
Averages	\$531.43	\$2,821.51	\$3,352.94	\$2,117.55	(\$1,235.39)	185	(\$4.83)

As demonstrated in Table 2, the average cost of using open textbooks—across a range of levels of teacher adaptation effort, book lengths, students served, and final format—was higher than the cost of simply adopting a traditional textbook. However, it is also clear from Table 2 that some of the specific models of using open textbooks were less expensive than simply adopting a traditional textbook. As we analyzed these differences, we began to understand the forces driving costs down on some of the textbooks.



## Understanding Factors Impacting Cost

Few of the teachers in the study invested significant adaptation efforts to prepare their textbooks before the school year. Several teachers decided that they would just begin the school year with the complete CK-12 textbook and mark sections for deletion throughout the school year. This approach resulted in books with large page counts and relatively high amounts of irrelevant content. This contributed to the higher costs of the most expensive open textbooks in the study.

Once everything was printed, we were surprised to find that having the textbooks printed in a perfect-bound paperback format was cheaper than printing loose-leaf, three-hole-punched pages and putting them in three-ring binders. Many of the teachers believed that the loose-leaf approach would be less expensive when it was, in fact, much more expensive.

Some teachers who used the less expensive print-on-demand approach wanted to print their books in several parts. Instead of a single 500-page book, for example, they printed five separate 100-page books. This tactic proved to be extremely expensive as the “setup” cost of running the print job was incurred five times rather than once.

Finally, we did not print large numbers of any of the books (relative to publisher standards for large orders). Because significant printing discounts are tied to making very large orders (over 1,200 books for the best discounts from Lulu, a typical print-on-demand vendor), our smaller orders contributed to higher per-book costs.

To summarize, the easiest way to spend more money on open textbooks than on traditional textbooks is to simultaneously

- fail to exercise any of the adaptation/revision rights provided by open textbooks, adopting longer books that contain unnecessary information;
- print these longer books on loose-leaf paper and put them in three-ring binders;
- disaggregate these longer books into multiple smaller books; and
- print small numbers of the books (100–200 copies).

## Methodology: 2011–2012

Based on the principles just described, we did things differently for the 2011–2012 school year. Teachers met together early and agreed to make careful revisions based on material they would actually need. In addition, we learned from Teacher E that when one teacher adopts another teacher’s book, the modification costs per adopting student significantly decrease. Thus, we brought teachers together from just one district and invited teachers in that district to make one textbook that all would use. This cut down on the number of versions being created and thus on the overall modification costs. Many more teachers from the district participated in 2011–2012, resulting in more students being taught with open



textbooks (approximately 2,700 in 2011–2012 versus 1,200 in 2010–2011). While more teachers participated in the pilot, fewer teachers modified the books, thus amortizing the modification costs across many adopting students. Table 3 shows the costs of modifying textbooks this year.

Table 3

*Summary of Teacher Efforts to Modify Open Textbooks 2011–2012*

Content area	Hours spent modifying (estimated)	Estimated modification cost
Earth systems	10	\$300.00
Biology	60	\$1,800.00
Chemistry	10	\$300.00

### Cost Results: 2011–2012

Applying the lessons learned previously to printing the 2011–2012 set of open textbooks drastically decreased the cost of the books. Table 4 presents the new year's data in the same format as Table 2 above.

Table 4

*Summary of Cost Data for Open and Traditional Textbooks 2011–2012*

Content area	Cost of teacher modification efforts	Cost of printing and shipping open textbook	Total open textbook cost	Traditional textbook cost (per year)	Total savings or (loss) of open textbook	Students served	Savings or (loss) of open textbook per student
Earth systems	\$300.00	\$3,726.18	\$4,026.18	\$8,458.20	\$4,302.02	740	\$5.99
Biology	\$1,800.00	\$6,695.64	\$8,495.64	\$13,716.00	\$5,220.36	1,200	\$4.35
Chemistry	\$300.00	\$3,978.08	\$4,278.08	\$8,572.50	\$4,294.42	750	\$5.73

As per Table 4, the average annual cost of a traditional textbook was \$11.43. This figure represents the cost of the textbook amortized over the seven-year replacement cycle. The average cost of an open textbook was \$5.14. This represents a savings of \$6.29 per student per course per year. If a district of 10,000 students adopted open textbooks for its four science courses (earth science, biology, chemistry, and physics) over a seven-year adoption period, the savings would amount to  $\$62,900 \times 4 \text{ courses} \times 7 \text{ years}$ , or \$1,761,200.

The changes in implementation strategy made a large difference in cost. In the revised model used for the 2011–2012 school year, open textbooks represented a large cost savings for the district. To summarize, the easiest way to save money on open textbook adoptions compared to traditional textbooks is to simultaneously

- exercise the adaptation/revision rights provided by open textbooks, removing all unnecessary information;
- print these shorter books as black-and-white paperback books through a print-on-demand vendor such as Lulu.com;
- print each book as a single book rather than disaggregating it into smaller pieces; and
- print relatively large numbers of the books (ideally 1,000 copies or more).

## Methodology: Examining Student Test Scores

Having demonstrated that open textbooks can decrease costs, a critically important question remains: What is the impact of these inexpensive open textbooks on student learning? We examined this question by using data from Utah's annual standardized tests, known as the Criterion-Referenced Tests (CRT). Specifically, we compared the CRT scores of students whose teachers used the open textbooks to the CRT scores of those same teachers' students in previous years.

While our original design called for CRT scores for 2011 and the three previous years for every teacher, these data were not available. Some of the teachers in the study were new (no data beyond 2010) and some had changed schools, making it difficult to get data beyond 2010. While these limitations were real, we did receive the 2011 and 2010 CRT scores for each teacher, as well as the 2009 scores for four of the participating teachers. These CRT scores, listed in Table 5, represent the percentage of students in each class who demonstrated proficiency on the exam.

Table 5

*Summary of CRT Scores for Teachers Using Open Textbooks During Year 1 (2010–2011)*

	Teacher A	Teacher B	Teacher C	Teacher D	Teacher E	Teacher F	Teacher G
2009	100	N/A	N/A	N/A	54	59	64
2010	99	88	89	62	44	59	69
2011	100	83	85	61	58	82	61

Given so little data, we can only present a descriptive analysis. However, given the lack of research and data in the space overall, we feel that even a simple analysis is worthwhile. First, we calculate change scores from the 2010 and 2011 data and describe the measures of

central tendency of this small data set. Table 6 shows the change scores.

Table 6

*Change in CRT Scores for Teachers Using Open Textbooks 2010–2011*

	Teacher A	Teacher B	Teacher C	Teacher D	Teacher E	Teacher F	Teacher G
Change	+1	-5	-4	-1	+14	+23	-8

The mean of this distribution is +2.86% and the median is -1%. By either measure of central tendency, the substitution of open textbooks for traditional textbooks does not appear to correlate with a significant change in student outcomes. For context, Table 7 presents the change in CRT scores statewide from 2010 to 2011 in the three content areas covered in this study, as reported by the Utah State Office of Education (<http://www.schools.utah.gov/assessment/reports.aspx>).

Table 7

*Statewide Changes in CRT Scores in Biology, Earth Systems, and Chemistry 2010–2011*

	2010	2011	Change
Biology	72%	72%	0%
Earth systems	69%	66%	-3%
Chemistry	54%	52%	-2%

Adding the 2009 data where available will give a slightly more robust picture of what is happening. Table 8 shows the change between the 2011 scores and either the average of the 2009 and 2010 scores (when both are available) or just the 2010 scores.

Table 8

*Change in CRT Scores for Teachers Using Open Textbooks Comparing 2009–2010 Average Scores with 2011 Scores*

	Teacher A	Teacher B	Teacher C	Teacher D	Teacher E	Teacher F	Teacher G
Change	.5	-5	-4	-1	+9	+23	-5.5

The mean of this distribution is +2.43% and the median of -1%. Again, by either measure of central tendency, the substitution of open textbooks for traditional textbooks does not appear to correlate with a meaningful change in student outcomes.

## Limitations and Discussion

While there are ways to deploy open textbooks that actually add to curriculum costs (some

of these are identified above), models do exist that provide significant cost savings. The model described above reduced textbook costs by just under 40% in the first year (when the majority of the adaptation was performed) and by over 50% in subsequent years, when compared to the cost of using traditional textbooks. No change in educational outcomes was detected. Using the concept of Figure 1, Figure 2 shows the outcomes of this study.

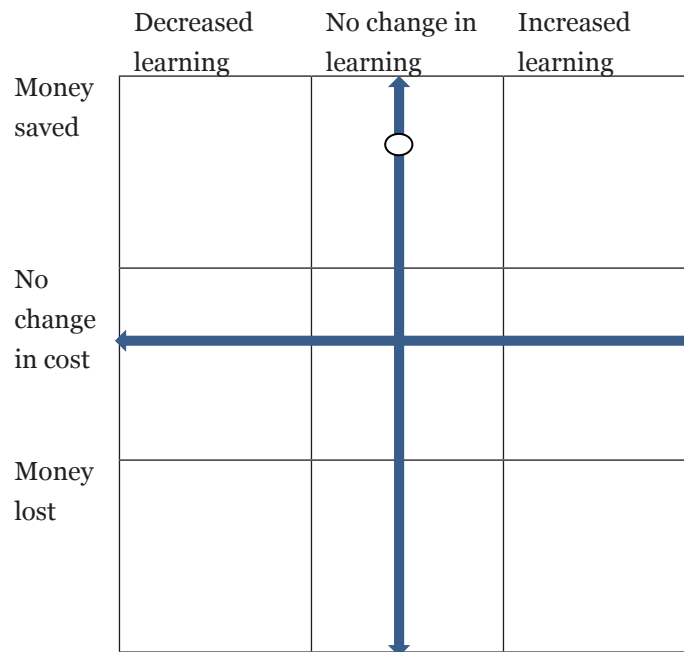


Figure 2. Outcomes in cost and education in the present study.

This study does have substantial limitations. First, it was carried out in the United States, where easy access to affordable print-on-demand services exists together with other factors that may confound the generalizability of the findings to other countries. In addition, the cost savings we realized only happened when we worked with a single district. We acknowledge these limitations and hope this initial study inspires others in both additional and larger contexts.

Simply substituting open textbooks for traditional textbooks did not appear to have an effect on student test scores. However, we stress the limited nature of the data presented above. Future studies need to expand both the number of teacher and student participants and the sophistication of the consequent analysis.

One area of particular interest is the teachers whose classes saw relatively large (23% and 14%) increases in their CRT scores after adopting open textbooks. One of these teachers said, “The better students write in their textbooks more.” If this comment turns out to be representative of a broader phenomenon, we hypothesize that student test scores will improve when professional development is provided to teachers to help them understand the new activities and pedagogies made possible by the open textbooks (e.g., students highlighting and taking notes directly in their books). Even without significant improvements in student learning outcomes, reducing the cost of textbooks by half with no net loss in

learning appears to be a result of tremendous practical significance given the state of the global economy.

## References

- Annis, L., & Davis, J. K. (1978). Study techniques and cognitive style: Their effect on recall and recognition. *Journal of Educational Research*, 71(3), 175–178.
- El Ansari, W., & Phillips, C. J. (2004). The costs and benefits to participants in community partnerships: A paradox? *Health Promotion Practice*, 5(1), 35–48. doi:10.1177/1524839903258066
- Armstrong, J., & Bray, J. (1986). *How can we improve textbooks?* Publications, ECS Distribution Center, CO. Retrieved from <http://www.eric.ed.gov/ERICWebPortal/contentdelivery/servlet/ERICServlet?accno=ED292208>
- Baker, D. (2005). Are copyrights a textbook scam? Alternatives for financing textbook production in the 21st century. *CEPR Reports and Issue Briefs*.
- Baker, J. (2008). Culture of shared knowledge: Developing a strategy for low-cost textbook alternatives. *New England Journal of Higher Education*, 21(1), 30.
- Baker, J., Thierstein, J., Fletcher, K., Kaur, M., & Emmons, J. (2009). Open textbook proof-of-concept via Connexions. *The International Review of Research in Open and Distance Learning*, 10(5).
- Butcher, N., & Wilson-Strydom, M. (2008). Technology and open learning: The potential of open education resources for K–12 education. *International Handbook of Information Technology in Primary and Secondary Education* (pp. 725–745).
- Card, D., & Krueger, A. B. (1996). School resources and student outcomes: An overview of the literature and new evidence from North and South Carolina. *The Journal of Economic Perspectives*, 10(4), 31–50.
- Chaudhary, L. (2009). Education inputs, student performance, and school finance reform in Michigan. *Economics of Education Review*, 28(1), 90–98.
- D'Antoni, S. (2009). Open educational resources: Reviewing initiatives and issues. *Open Learning: The Journal of Open and Distance Learning*, 24(1), 3–10. doi:10.1080/02680510802625443
- Downes, S. (2007). Models for sustainable open educational resources. *Interdisciplinary Journal of Knowledge and Learning Objects*, 3 29–44. <http://www.ijello.org/Volume3/IJKLOv3p029-044Downes.pdf>
- Fowler, R. L., & Barker, A. S. (1974). Effectiveness of highlighting for retention of text material. *Journal of Applied Psychology*, 59(3), 358–364.
- Frith, J. (2009). *Open revolution: An environmental scan of the open textbook landscape*. Raleigh: North Carolina State University Digital Scholarship & Publishing Center. Retrieved from <http://web.archive.org/web/20100707162707/http://www.lib>

[ncsu.edu/dspc/opentextbookswhitepaper.pdf](http://ncsu.edu/dspc/opentextbookswhitepaper.pdf)

- Frydenberg, J., Matkin, G., & Center, D. L. (2007). *Open textbooks: Why? What? How? When?* Menlo Park, CA: The William and Flora Hewlett Foundation. Retrieved from <http://www.hewlett.org/uploads/files/OpenTextbooks.pdf>
- Gurell, S., & Wiley, D. (2008). *OER handbook for educators* (pp. 1-284). Retrieved from [http://wikieducator.org/OER\\_Handbook/educator\\_version\\_one](http://wikieducator.org/OER_Handbook/educator_version_one)
- Hanushek, E. A. (2002). Publicly provided education. *Handbook of Public Economics*, 4, 2045–2141.
- Koch, J. V. (2006). *An economic analysis of textbook pricing and textbook markets. ACF-SA college textbook cost study plan proposal*. Washington, DC: Advisory Committee on Student Financial Assistance.
- Lebow, D., Lick, D., & Hartman, H. (2004). Interactive annotation for teaching and learning. In R. Ferdig et al. (Eds.), *Proceedings of Society for Information Technology & Teacher Education International Conference 2004* (pp. 1781–1786). Chesapeake, VA: AACE.
- OECD. (2007). *Giving knowledge for free: The emergence of open educational resources*. Retrieved from <http://www.oecd.org/dataoecd/35/7/38654317.pdf>
- Odden, A., Picus, L. O., Archibald, S., Goetz, M., Mangan, M. T., & Aportela, A. (2007). *Moving from good to great in Wisconsin: Funding schools adequately and doubling student performance*. Madison: University of Wisconsin, Wisconsin Center for Education Research, Consortium for Policy Research in Education. Retrieved from <http://cpre.wceruw.org/finance/WI%20March%201%202007%20Adequacy%20Report1.pdf>
- Orfield, G., & Lee, C. (2005). *Why segregation matters: Poverty and educational inequality*. Civil Rights Project, Harvard University.
- Petrides, L., Jimes, C., Middleton-Detzner, C., Walling, J., & Weiss, S. (2011). Open textbook adoption and use: Implications for teachers and learners. *Open Learning: The Journal of Open, Distance, and e-Learning*, 26(1).
- Simpson, M., & Nist, S. (1990). An effective and efficient study strategy for college students. *Journal of Reading*, 34(2), 122–129.
- Watt, M. G. (2009). *Research on the textbook selection process in the United States of America*. Retrieved from <http://www.eric.ed.gov/ERICWebPortal/contentdelivery/servlet/ERICServlet?accno=ED506523>
- Wolfe, J. L., & Neuwirth, C. M. (2001). From the margins to the center: The future of an-



notation. *Journal of Business and Technical Communication*, 15(3), 333–71.

Athabasca University 

